

Salvia News

NUMBER 99



Official Newsletter of the
Victorian Salvia Study Group Inc

www.salvias.org.au

Winter 2025

VICTORIAN SALVIA STUDY GROUP inc

Lyndi Garnett: 844 Highbury Rd, Glen Waverley 3150
Phone: 03 9803 4534 Email: lgarnett844@gmail.com

www.salvias.org

Find us on  **Salvia Study Group Vic**

THE AIMS OF THE SALVIA STUDY GROUP ARE TO:

1. Grow and collect Salvias for the purpose of enjoyment and study.
2. Promote and encourage the growing of Salvias.
3. Correctly name existing and new Salvias.
4. Maintain our Display Garden at Nobelius Heritage Park for the Group and the general public.

The Group is a Not for Profit Organisation. Any monies received are used to run the Group's activities and for the planting and maintenance of our GPCAA (Garden Plants Conservation Association of Australia) registered garden collection. (Note: 'Plant's Trust' is now the commonly used abbreviation for GPCAAA.).

| | | |
|---|--|--------------|
| GROUP CO-ORDINATOR | Lyndi Garnett lgarnett844@gmail.com | 03 9803 4534 |
| SECRETARY | Heather Lucas | 0417 056 179 |
| TREASURER | Denise Catchlove dencatch@pac.com.au | 0412 444 169 |
| MEMBERSHIP OFFICER | Laurie Norman laurienorman@bigpond.com | 0419 509 592 |
| EMAIL NOTICES | Tine Grimston tinegrimston@gmail.com | 0466 285 542 |
| GENERAL COMMITTEE | Norm Winn norm.winn@bigpond.com | 0438 733 060 |
| EDITOR'S ASSISTANT & PUBLICITY | Andreina Chinn andreina.chinn@gmail.com | 0404 429 327 |
| SEEDS OFFICER | Wayne Burgess Wayne_burgess@optusnet.com.au | 03 9728 1144 |
| FACEBOOK | Julie Kavanagh jules.kavanagh@gmail.com | 0408 122 780 |
| PLANT SALES & ENQUIRIES | Lyndi Garnett | 03 9803 4534 |

Graphic Design by Sharon Westin Graphic Design – sharon@sharonwestinshaw.com.au

The views expressed by the contributors of this publication are not necessarily those of the *Editor* or the *Committee* of this Study Group. While every effort is made to publish reliable information, the use of the information is at the discretion of the individual. The Victorian Salvia Study Group Inc takes no responsibility for statements made or opinions expressed. We do not offer treatment or advice.



Hello, and welcome to our Winter edition. Our requests for more members to contribute articles for our magazine have borne fruit, and we thank Sarah Bacaller, Tory Woolley and Margie McCole for their contributions. I'm sure our readers will greatly enjoy reading their articles, as well as the contributions from Terry Ashton and Daryl Lyons who, from time to time, send in reports of what's happening with them. And, of course, not forgetting the contributions

from our regular correspondents, Lyndi Garnett, Meg Bentley and Perennial Poppies (this edition featuring Carol Kerkin). As usual, all the contributions are a great read – newsy, instructive and full of interesting tit-bits. So members, why not join our Salvia Writers' and Photographers' Group and help keep our magazine fresh, vibrant and informative.

Happy gardening,
Andreina



CONTENTS

| | | | |
|--|---|---|----|
| Editorial..... | 1 | Gardening with Salvias Sarah Bacaller | 8 |
| Calendar of events..... | 2 | New Salvias Today Lyndi Garnett | 10 |
| Notes from Gruyere Meg Bentley | 3 | South West Victoria Report from Ashford Park Daryl and Janine Lyons | 12 |
| News from The Perennial Poppies Southeast Queensland Carol Kerkin | 4 | Ferry Creek Plant Collectors' Expo, March 2025 Terry Ashton and Tory Woolley | 14 |
| My Salvias in Buchan, Victoria Margie McCole | 6 | What's Happening This Winter | 16 |
| Nobelius in Autumn..... | 7 | | |

**Copy deadline for the next edition of Salvia News is
 1st August 2025**

Please email your articles and photos to: salvia.newsletter@gmail.com

Cover Photo is *S.miniata*. Photo from VSSG website.

In case an unforeseen circumstance occurs necessitating a change to a proposed garden visit, it is recommended that members check our web site (www.salvias.org.au) to confirm that the visit is going ahead as scheduled.

Read more of what's happening this Winter on page 16.

MAY SUN 18TH | Elaine Brown's Garden Visit | 32 Jackson's Way, Dromana – 11am

A beautiful seaside garden overlooking the bay. A rose and perennial garden filled with so many delights.

A small orchard, beehives, a garden beautifully landscaped, including the adjoining Council Reserve.

Tea and Coffee will be provided. Bring a plate to share for lunch and wander around this gorgeous garden, created with loving care.

Phone Lyndi if coming.

WHAT'S HAPPENING IN JUNE

JUNE SAT 14TH | Gardener's Day Out | Royal Horticultural Society of Victoria, Rusden Theatre, Deakin University, Burwood Hwy, Burwood – 9.30am

Wonderful winter Salvias, all in flower. Salvias for shade, tall background Salvias for screening, small dainty Salvias for the front borders and plenty of fillers, all in fabulous colours, just waiting to be picked up and taken home.

Salvia books and cards will be for sale. Place your orders early, don't miss out. Email your wish list, these can be put away and picked up on the day. Bring Salvia flowers and plants to be identified.

For orders, email Lyndi: lgarnett844@gmail.com

JUNE SUN 22ND | Propagating and Potting up Day | Nobelius Heritage Park, Emerald (Crighton Rd, beneath the Packing Shed, along the Puffing Billy Train Line – in front of the Emerald Museum) – 1pm-3pm

On the lawn in front of the Museum

- Learn how to take cuttings and when to propagate Salvias.
- Learn how and when to pot up those cuttings or repot plants.
- Take home pots of cuttings and repotted plants.
- All materials supplied.
- Tea & Coffee available.

Bookings essential. Email Lyndi if coming lgarnett844@gmail.com Ph 9803 4534.

WHAT'S HAPPENING IN AUGUST

AUGUST SUN 17TH | New Member's Luncheon | Nobelius Heritage Park, Emerald (Crighton Rd, beneath the Packing Shed, along the Puffing Billy Train Line – in front of the Emerald Museum) – 12.30pm

All new members are invited to come and enjoy a lunch to welcome and thank them for joining and supporting the Salvia Group.

What to bring: Nothing but a smile and a chair. Lunch, tea/coffee will be provided by the committee.

Phone Lyndi Ph 9803 4534 if coming.

WHAT'S HAPPENING IN SEPTEMBER

SEPTEMBER SUN 21ST | Visit Nicky Martin's Beautiful Garden | 5 Amesbury Rd, Mt Eliza – 11am

This is a beautiful garden on the Mornington Peninsular, a lovely place to wander around. Pathways along a dry seascape, beautiful lawns with incredible views, lovely perennial gardens, Salvias included. Wind your way through to find a tennis court, a veggie patch and a lot of other surprises.

Meet outside at 11am. Parking along the street, careful of the deep gutter on one side.

Come and have a cuppa and wander around, getting lost along the pathways. Bring a plate to share for lunch and a chair.

Contact Lyndi if coming Ph 9803 4534.

Any queries, contact Lyndi Ph: 9803 4534 Email: lgarnett844@gmail.com

Notes from Gruyere

Text and Photos by Meg Bentley

We are welcoming rain here at long last. Plants are raising their heads sky wards in thanks, so am I, and no doubt many gardeners out there. It's amazing how quickly Salvias respond after a good rain with many coming in to bloom once again. Late Autumn is usually pretty good in my garden when the weather is much cooler. *Salvia mexicana* 'Bill Whitehead' is now flowering a treat, so too is *S. fulgens*. *S. leucantha* 'Pink Valour' is looking lovely along with *S. melissodora* which is in bloom for the first time. Several other salvias in this area which receives

morning sun are growing well, *S.* 'So Cool Purple', 'Angel Wings', 'Candle Glow', 'Sky Blue', 'Purple Passion' and 'Amante'. Also flowering for the first time a plant from Lyndi, *S. mexicana* 'Wildwood'. Royal purple with light green calyces and it looks fantastic. I couldn't help noticing the similar colour to that of *S.* 'Ruth' also in bloom. I had to pick a flowering stem to compare it them both, and it's amazing how these colours look almost the same. I have enclosed a photo to show you the flower colour similarities.

On the left is *S. mexicana* 'Wildwood' with bright green narrow calyces and on the right is 'Ruth' with prominent shape to the calyces, slightly flared lips, with a hint of purple on the topside

The foliage is similar on both but lighter green on 'Ruth'. This one I grow in

a container in part shade as it needs summer moisture and more protection in my garden. Whereas *S.* 'Wildwood' grows very happily in the ground in morning sun and well mulched to keep roots cool and requires very little moisture.

I thought I would include this information for those who would love to grow 'Ruth' but don't have a suitable position and could maybe prefer *S. mexicana* 'Wildwood' as the next best option.

Happy Gardening



S. mexicana 'Wildwood' & *S. splendens* 'Ruth'

News from The Perennial Poppies Southeast Queensland

Text and Photos by Carol Kerkin

A big hello and welcome to winter in the subtropics. As gardeners we have experienced a rough couple of years in our little piece of this wonderful country. Xmas 2023 saw us hit with an unexpected tornado followed just a week later by a phenomenal rain event; over 700mm in just 36 hours. Paths and driveways were washed away, trees came down and many of our cottage garden favourites simply drowned. But what do you do? We shovelled gravel, sawed trees and planted new plants. And life went on as Mother Nature's temperamental tantrum dimmed into the past. March this year we were sent a timely reminder of just who is boss with the arrival of TC Alfie which brought another deluge of over 700mm this time over a 5-day period. The following days as clean-up began once again, we started to note just which of our treasures were proving their worth.

4

Surprisingly, where salvias were concerned it was the older varieties that seemed to cope the best. None of the members of the leucantha tribe have so much as batted an eyelid which

is so unexpected as we all know how any silver leafed plant reacts to too much moisture or humidity. I know that we are not supposed to have favourites but I think *S. 'Midnight'* (sometimes sold under the name of Red Harry) has to be at the top of my list. Those gorgeous velvety rich purple blooms just beg to be stroked and they last for ever so long in the garden and in a vase.

Many of the other salvias with this same growth habit have also coped magnificently. Meigan's Magic, Phyllis Fancy, Anthony Parker, Waverly and Magenta Magic have soldiered on without missing a beat. They all flower for a good six months for us, and as an added bonus, the only maintenance they require is a hard cut back once a year. (I will admit though that John does take to Phyllis with the hedger twice a year.)

The involucrata group have also coped well with the inundation we received. They had mostly all had a cut back by half in mid-February, made it through the rain magnificently and by mid April were beginning to form fat buds with so much

promise for the winter display to come.

S. iodantha and *S. purpurea* sadly missed that haircut in mid-February and at almost 3m high became casualties of the conditions. The weight of the rain combined with the winds had them almost uprooted and lying horizontal across the ground. As conditions eased John was out there between the showers cutting back harshly and carting armloads of prunings to me in the pergola



Waverley

to make cuttings. Thankfully *S. iodantha* has come back beautifully in the garden and we will still get its yearly display of a flowing curtain of bright bird attracting bloom to the back of the garden. Sadly though *S. purpurea* seems to have decided to sing its swansong and has gone to God: the cuttings are not looking much good either. So, I think I will be putting the plea out to our little group in spring for a replacement plant or at least a few more cuttings.

The Wishes series and their related cousins have also fared well securing guaranteed spots in our seemingly everchanging garden. Unfortunately though many of the newer (to us) Fisher and Lake series have not coped at all, many of these seemed to blacken almost overnight and simply dissolve before our eyes. A few that were cut back hard on the first signs of melting have started to recover nicely but with a large garden it is just not possible to keep up with it all of the time. One standout exception to me is Lake Tahoe which hasn't been phased at all. We have it in a couple of spots in the garden and it just continues to keep giving. I will admit though that these plants have each been replaced with

newer ones at about the 18 months stage. I will take time just now to re-iterate how varied the microclimates are here in southeast Queensland and in speaking to garden friends who live further north or more inland, they have not had the same results with these plants as we have here more towards the coast.

Many of the smaller flowering microphylla and greggii types have gone the same way as the abovementioned and when we get around to replacing them, I think it will be with repeats of the ones that have survived the test of time.

S. 'Rockin Fuchsia' and *S. 'Unplugged Pink'* (both released by Proven Winners and have been in the ground for only a year) have also been flowering nonstop for at least 6 months and have not seemed phased by the trying conditions. Fingers crossed that they continue to thrive.

What is gardening if not an adventure with new trials and tribulations, some losses but hopefully more wins? Now time for a wander with a cuppa to see just what new delights have appeared overnight.



Rockin Fuchsia



Unplugged Pink

My Salvias in Buchan, Victoria

Text and Photos by Margie McCole

I lost a lot of my Salvia collection in the fires of 2019 but have managed to build it up again although I do need to visit some of the Salvia open days to get some special ones. I just love the way they are so versatile, suiting most types of gardens with their colours and forms and they are a great source of nectar for the Birds & Bees. I have made some mistakes, e.g., by cutting back my Costa Rica Blue too hard, I lost it. Alternatively, Margaret Arnold, which I had to

have it as it had my name and my father's name, became a thug and nothing will kill it, but I have tamed it in a tough part of the garden finally. I do enjoy the newsletter each season and have a nice collection to delight in. We have had a wonderful season with regular rain over the last two to three months so the garden is looking good, we do feel for the parts of Victoria that are in drought.

Happy gardening.



Joan



Mystique



So Cool

Nobelius in Autumn



Mystique, July 2025



Nobelius looking up, May 2025



Lower beds, March 2025



Anthony Parker and Aurea, May 2025



Freida Dixon, May 2025



Nobelius, work in progress, May 2025



Raspberry Surprise in full bud, July 2025

Gardening with Salvias (in other people's gardens, and my own!)

Text by Sarah Bacaller, Photos from VSSG Website

In January 2022, I began working as a gardener with *Dirt Girls Gardening*. *Dirt Girls* services gardens up and down the Mornington Peninsula – no mowing, but lots of hedging, weeding, pruning, mulching and all sorts of detailed garden work that the mowing-guys tend to overlook. The business was started by Julie Goldie, who is now retired herself from the physical work of gardening, but keeps the teams organised and co-ordinated.

Each day sees a team of four women attend anywhere up to six properties to work our magic in the gardens. Most days involve about six hours of gardening, with travel in between. The travel is lovely because the peninsula is so picturesque, and either Westernport Bay or Port Phillip Bay is often on the horizon. We travel as far down south as Shoreham and as far north as Frankston and Langwarrin. Some properties are beachside mansions with stellar views. Others are smaller units owned by pensioners or individuals on the NDIS. Yet others are beautiful bush blocks, manicured or running wild to varying degrees. Sometimes, we are asked to do massive garden makeovers and fill trailer loads of weeds; other times, we are 'micro-weeding' on hands and knees.

It is an extremely rewarding job for many reasons. The women on the team are wonderful and it's great to work together – I learn so much from them and thoroughly enjoy their company as we 'chew the fat' whilst we work. Most of the women are over 50, whereas I am in my mid-30s, and I find the intergenerational sharing so valuable. Additionally, I get paid to exercise outdoors, which keeps me fit, healthy and happy. Gardening is therapeutic and offers loads of thinking time. And, of course, I get to work with plants, plants and more plants!

These plants often include salvias.

It's interesting to see the varieties of salvia that are most common to people's gardens, and the ways in which they are used aesthetically and functionally. *Salvia microphylla* 'Hotlips' and

similar varieties are quite popular; so is *Salvia leucantha* (white velour, magenta and mauve). 'Anthony Parker' pops up now and then. We are often cutting herbaceous salvias down once they have finished flowering to allow them to shoot up cleanly again from the ground (as with the *leucanthas*).

In one little garden, belonging to an elderly woman who is a retired nurse and is always extremely appreciative of our help, there is a *Salvia discolor* – a variety I haven't seen in any other garden – with its sticky stems and very dark, almost black, flowers.

One of the major perks of my job is that, of course when we are pruning (and sometimes when we're not), there is the opportunity to take cuttings! Until recently, I hadn't had much success with salvia cuttings, not being sure



Salvia discolor

what the best approach was. But I have done my research now and am taking cuttings from new but somewhat established (i.e. not flimsy) growth. I have a tray of cuttings coming along nicely and am delighted at the prospect of so easily increasing both my own, and my friends', salvia supplies!

My own appreciation of salvias developed as I observed their sheer toughness in my own garden, along with their beautiful flowers, which were favourites with the bees. I can't remember when or how I bought (or received) my first salvia – it was either a *leucantha* or hot pink *greggii* of some kind, planted about 15 years ago. At some point, I decided to research these impressive plants and was delighted to discover the *Victorian Salvia Study Group*. Who'd have thought there was a study group devoted to salvias in my own state!

I attended my first annual salvia sale four or five years ago, though I think I only managed to buy a plant or two, having arrived ten minutes later than the start time. This year, having well learned my lesson (be early!), I came home with a boot-load full of salvias, while my daughters

and husband amused themselves compiling a faux-sports-report on 'The Great Salvia Snatch'. I've got more salvias in my garden now than ever, but I still have loads to learn – and more plants to plant!

When it comes to *Dirt Girls*, many gardens are visited on a regular basis, others more sporadically (for example, rose pruning once a year or occasional clean-ups). It's always fun to get a new job and explore a new garden, and to observe our regular gardens as they change throughout the seasons.

Working as a *Dirt Girl* has given me so much – not least, abundant salvias from which to take cuttings, and new opportunities to observe how salvias are used and appreciated in gardens across the Mornington Peninsula.

Sarah is a mother of 2 girls in her mid-thirties who lives in Pearcedale, VIC. She has just finished a PhD in philosophy and enjoys writing, research and audiobook production. And, of course, she works with Dirt Girls Gardening two days a week!



Salvia greggii Sierra Red

New Salvias Today

Text and Photos by Lyndi Garnett

I'm sure most of you, who visit Bunnings on a regular basis looking for new Salvias, would have noticed pots of Baikel 'Blue Knight' and 'Pink Princess' and thought "not some more of the same," or, "they look like the ones I've already got". And you're right, they do look like the other similar Salvias you've bought because the plant breeders all are using variations of the same gene pool being used today. Most of the gene pool contain *Salvia guaranitica* (the main species) with *S. splendens* and *S. buchananii* mixed in to give you some variation. But they all have tubular flowers, all are a similar height and have similar looking leaves. They all seem to be a mixture of purples and blues with a few pinks tossed in, but as you said, "they all look the same".

First there was 'Wendy's Wish' and the other 'Wishes', which had vibrant colours of pinks, oranges and deep purples, then came the 'Salmia' series and the 'Paradise' series, which were from that same gene pool with very small differences, they were soon discarded because of political reasons, but next came a whole new series of 'Fisher's signature' collection put out by PGA nurseries (who had bought the original gene pool from John Fisher). These again looked very similar to the previous series,

growing to approx. 80cm -1mH, but with a few more hues of blues, violets and purple and a pink to choose from. Then Balls Aust. put out their variation on the theme with more of the same colouration but plants like 'Smokey Jazz' which can be grown in a basket was a great success.

As these new offerings all contained a large portion of *S. guaranitica*, it would be interesting to see how 'Smokey Jazz' behaves planted in the garden. Would it decide to expand and explore the garden like its parent or would it be good enough to stay put and gradually expand and make a clump? As these are all new hybrids, none of us know how any of them will behave when planted in the garden for a couple of seasons. We will have to watch and see.

Next to appear on the market were the 'Lake' series. These seem to have captured the market because of the different blue hues and the lovely pinks that are on offer. All the recent series are still on offer, so if you're missing one of a collection, your local nursery can probably get it in for you.

You might notice that the latest offering of Baikel 'Blue Knight' – not sure if it's a parody of 'Black Knight' (*splendens*) or 'Blue Enigma'



Pink Princess label



Pink Princess

(*guaranitica*) and 'Pink Princess' are a lot smaller than the rest, that is why the modern plant breeders are trying to breed more plants (not just Salvias) that are smaller, more compact, have a long flowering period (just like most salvias) and hardier. These 2 plants are ideal if mass planted or grown in pots for the modern garden, making a wonderful display. 'Pink Princess' is similar to the Fisher's signature 'Elegance', but smaller, more compact and a brighter, prettier pink. Both are lovely plants but this 'Pink Princess' holds its own and does best in a large pot in a sunny position.

As houses have grown smaller or larger, taking up all the property, the gardens have grown smaller to a pocket handkerchief in size, so, to have any sort of garden, they have to grow their plants in pots on the balcony or whatever space is left. Luckily, these types of Salvias don't mind a bit of shade, given from the shadow of the building, but they also like a bit of sun to grow well.

Unfortunately, none of the labels give enough information on the conditions of growth. Most of the above don't do well in cold districts and, depending on the amount of *S. guaranitica* in the mix, most will have herbaceous tendencies, dying down in the colder months and reappearing in spring – they should have this information on the label, they all like a sunny sheltered position, away from wind, that isn't toooooo hot but nice and sunny and well-watered. None of these Salvias are suited for those tough dry positions – that's left for those Sth African and Mediterranean species that thrive in such positions.

So, if you're looking for a nice pot plant to grow in a sunny spot that's not too large or tall, is still compact in growth after a few months or to give as a gift, then Salvia 'Pink Princess' is a good choice.



Blue Knight

South West Victoria Report from Ashford Park

Text and Photos by Daryl and Janine Lyons

Down in the South West at Nullawarre we have been through one of the driest 18-month periods in recent history. As you all may be aware, we can be notoriously wet and it is not unusual to have extended periods of green through Summer. Well not this Summer, which has just ended at the time of writing this article. And Spring – well we had little rain but baled near records in silage and hay – just to prove that timing is everything, getting what rain we received at just the right times.

Enough about farm! The dry Winter and Spring didn't disagree with our garden. Normally by mid spring various salvias are still clinging to life from long periods of wet feet - not this most recent spring. Our garden was pretty much a month ahead in terms of growth and flowering. Never before has it been in such great order for Melbourne Cup. And it is still looking fantastically colourful and full – something we would normally see in early April, not early March.

The dry has continued and we have had virtually no rain since Xmas. Thank god for bore water 15 feet under our garden. This has allowed constant watering, essential given the uncharacteristic constant heat we have experienced down here this year and the absence of sub soil moisture leading into Summer. The only negative of the bore water is that many plants don't look quite as good as if the watering was coming from the clouds – there is nothing like natural rain.

During this dry period, we have learnt how tough many salvias are. Several years ago, we built a 3-bay shed on a formed-up clay/ gravel pad, and Daryl optimistically planted an array of common salvias around the bank of the pad.

Despite almost no soil in this bank, salvias such as Chamelaeagnea, Mexican Sage varieties, Tequila, Joan, Huntington's Red, Aurea, Mystique, Margaret Arnold and African Sky have flourished throughout this period and are healthy and flowering now without any watering through Summer.

Anyhow, like all Salvia enthusiasts we have continued to find space for a few more. In November while Janine was attending the bi-annual Equitana (a horse lovers convention!), Daryl spent his time in Melbourne more wisely, catching up with Lyndi for some cuttings, tube stock, and advice on taking tip cuttings. In particular, cuttings of *S. lasiantha* have led to its reintroduction to our garden. A beautifully different salvia, we lost it a number of years ago. Also obtained were *S. mexicana* 'Wildwood', *S. 'Trekmanii'*, *S. 'Hot Crush'*, *S. 'Midnight'* and *S. chamaedryoides*, all welcome additions.



Salvia greggii 'Midnight'


12



S. mexicana Wildwood



Salvia lasiantha



Salvia puberula

And he also obtained by mail order the Lake series salvias, all of which have flourished since planting.

It has been a quiet season for visitors to our garden, we only welcomed our first group for the year from Hamilton several weeks ago, which included many avid gardeners who were lucky to strike the garden at what we considered peak (and take home a few precious cuttings to strike).

May update:

We are still in drought bad down here, paddocks still brown Getting a bit serious as we are running down our hay reserves quite quick and there is very little hay now available in Victoria, getting very dear too. So we are selling off a lot of cattle, reducing the number we are milking this year for example and any surplus bulls and beef cattle are going. Just so unusual for down here which traditionally gets rain and has never had a late break like this in over 40 years. Nevertheless life goes on!

Garden has been excellent, drier in autumn has not worried it. Had a garden club here this week, and on the whole the garden stacked up well

still. Very full and still a lot of colour and variety. My only problem is I bought a new Jack Russell pup and he has already started pulling out my salvia tags and bringing them to the back door.

Good gardening.



Annie B



Salvia lasiantha



Hot Crush



Chamaelagnea



Alegria's Child



Freddie

Ferny Creek Plant Collectors' Expo, March 2025

Text and Photos by Terry Ashton

The Ferny Creek Horticultural Society held their Plant Collectors' Expo on March the 8th and 9th and the Victorian Salvia Study Group had their stall in a prime spot for the warm weekend, in the shade of a beautiful large oak tree.



Salvias on display



Trestles bursting with salvias for sale

Well before the gates opened at 10 a.m., the display table of flowering salvias and trestles full of salvias to sell, was in place.

The expo had over 40 vendors and exhibitors, including growers selling dahlias, alpine plants and seeds, perennials, rare bulbs, botanical art work, garden tools and equipment, indoor plants, roses, rare shrubs and trees, native plants and of course our salvias.

Other clubs and societies who were present, included the Australian Rhododendron Society and the Alpine Garden Society.

The weekend expo also featured a speaker tent, with several rare plant experts, including Colin Hunt from Andy's Rare Plants, Jane Tonkin from Tonkin's Bulbs, Ben Brooker from Treasured Perennials and Reuben Nieuwesteeg from Wild Rose Nursery. As well, the 3CR Gardening Radio Show was present, hosted by Virginia Heywood.

It was a busy time and the Salvia Group helpers were kept on their toes, answering queries and offering advice as to where particular salvias should be positioned based on their specific requirements.

We need more members to volunteer to help on future selling days. It's a great way of learning about this amazing genre of plants. You don't need to know the names, just come along to help with the public and you will have a good time working with like-minded people on the Victorian Salvia Study Group's stall.



Lyndi Garnett and Heather Davies

Ferny Creek Plant Collectors' Expo – A Volunteer's Experience

Text by Tory Woolley

As a new Salvia Group member, I was keen to immerse myself in activities so I could indulge my passion for the wonderful Salvia! I volunteered to help at the Ferny Creek Plant Collectors' Expo on Sunday 9th March. Upon arrival (after free parking and free entry) Lyndi and the rest of the Salvia crew were very friendly and helpful, giving me a rundown of how the stall worked. There were lots of us so it was a very relaxed and fun atmosphere. I even had time to visit the other stalls and buy some plants. I really enjoyed chatting to the customers and helping them find the perfect salvia for their garden. The organising committee of the FCHS brought around food and drinks for us. I had a great day out and highly recommend it if you have the chance! Thanks everyone for making my day!

WHAT'S HAPPENING THIS WINTER

2025

MAY – SUN 18TH

Visit Elaine Brown's Beautiful Garden – 32 Jackson's Way, Dromana – 11am

A beautiful seaside garden overlooking the bay. A rose and perennial garden filled with so many delights. A small orchard, beehives, a garden beautifully landscaped, including the adjoining Council Reserve.

Tea and Coffee will be provided. Bring a plate to share for lunch and wander around this gorgeous garden, created with loving care.

Phone Lyndi if coming.



16

JUNE – SAT 14TH

Gardener's Day Out – Royal Horticultural Society of Victoria, Rusden Theatre, Deakin University, Burwood Hwy, Burwood – 9.30am

Wonderful winter Salvias, all in flower. Those for shade, tall background Salvias for screening, small dainty Salvias for the front borders and plenty of fillers, all in fabulous colours, just waiting to be picked up and taken home.

Salvia books and cards will be for sale.

Place your orders early, don't miss out. Email your wish list, these can be put away and picked up on the day.

Bring Salvia flowers and plants to be identified.

Contact Lyndi



CONTACT LYNDI

Email: lgarnett844@gmail.com | Ph (03) 9803 4534

JUNE – SUN 22ND

Propagating and Potting up Day – Nobelius Heritage Park, Emerald (Crichton Rd, beneath the Packing Shed, along the Puffing Billy Train Line – on the lawn in front of the Emerald Museum) – 1pm-3pm

- Learn how to take cuttings and when to propagate Salvias.
- Learn how and when to pot up those cuttings or repot plants.
- Take home pots of cuttings and repotted plants.
- All materials supplied.
- Tea & Coffee available.

Bookings essential. Email Lyndi if coming.



AUGUST – SUN 17TH

New Member's Luncheon – Nobelius Heritage Park, Emerald (Crichton Rd, beneath the Packing Shed, along the Puffing Billy Train Line – on the lawn in front of the Emerald Museum) – 12.30pm

All new members are invited to come and enjoy a lunch to welcome and thank them for joining and supporting the Salvia Group.

What to bring: Nothing but a smile and a chair.

Lunch, tea/ coffee will be provided by the committee.

Phone Lyndi if coming.



(continued over...)

What's Happening This Winter (cont...)

SEPTEMBER – SUN 21ST

Visit Nicky Martin's Beautiful Garden – 5 Amesbury Rd, Mt Eliza – 11am

This is a beautiful garden on the Mornington Peninsular, a lovely place to wander around. Pathways along a dry seascape, beautiful lawns with incredible views, lovely perennial gardens, Salvias included. Wind your way through to find a tennis court, a veggie patch and a lot of other surprises.

Meet outside at 11am. Parking along the street, careful of the deep gutter on one side. Come and have a cuppa and wander around, getting lost along the pathways. Bring a plate to share for lunch and a chair

Contact Lyndi if coming Ph 9803 4534.



18



Salvia Cards Order Form

Created by Meg Bentley



BEAUTIFUL HAND
PAINTED CARDS

| CARDS | QTY | SUBTOTAL \$ |
|---|-----|-------------|
| Individual cards only \$2.50 each | | |
| <input type="checkbox"/> Salvia gesneriiflora | | |
| <input type="checkbox"/> Salvia micro. var neurepia | | |
| <input type="checkbox"/> Salvia roemeriana | | |
| <input type="checkbox"/> Salvia leucantha | | |
| <input type="checkbox"/> Salvia patens | | |
| 5 assorted flowers \$10.00/pack | | |

| CARDS | QTY | SUBTOTAL \$ |
|---|--------------|-------------|
| 5 same flower \$10.00/pack | | |
| <input type="checkbox"/> Salvia gesneriiflora | | |
| <input type="checkbox"/> Salvia micro. var neurepia | | |
| <input type="checkbox"/> Salvia roemeriana | | |
| <input type="checkbox"/> Salvia leucantha | | |
| <input type="checkbox"/> Salvia patens | | |
| | TOTAL | |

PAYMENT DETAILS Fill in the form and send to:

Lyndi Garnett (Victorian Salvia Study Group)

844 Highbury Rd Glen Waverley VIC 3150 Phone: 03 9803 4534 Email: lgarnett844@gmail.com

Cheque / Money Order: payable to Victorian Salvia Study Group Inc.

Direct Deposit: BSB: 633-000 Acc. No: 116846122 Acc. Name: Victorian Salvia Study Group Inc.

PayPal: online – vssginc1@tpg.com.au Website: www.salvias.org.au **Surname & Initial please (admin purposes only)**

Name:

Address:

Suburb/ Town:

State: Postcode: Phone:

Email:

The Victorian Salvia Study Group. Inc

NEW MEMBERSHIP

Membership includes Salvia News Annual Subscription

(NOT FOR RENEWALS)

Any queries, phone Laurie Norman – see details below

Name:

Address:

Suburb/ Town: State: Postcode:

Phone: Email

Membership includes Salvia News Annual Subscription 1 year (4 issues)

Hard copy posted \$30.00 Online \$25.00

Subscribe for a Friend

Name:

Address:

Suburb/ Town: State: Postcode:

Phone: Email

Payment Details: Fill in the form and send to Membership Officer

Laurie Norman, Membership Officer

Victorian Salvia Study Group Inc.

185 Findlays Rd,

Learmonth Vic. 3352

Ph. (03) 0419 509 592 Email: laurienorman@bigpond.com

Cheque / Money Order (payable to Victorian Salvia Study Group Inc.)

Direct Deposit:

BSB: 633-000 A/c No: 116846122 Acc. Name: Victorian Salvia Study Group Inc.

PayPal: online – vssginc1@tpg.com.au Website: www.salvias.org.au

Surname & Initial (admin purposes only) please

A form must be completed with all types of payment and sent to the Membership Officer

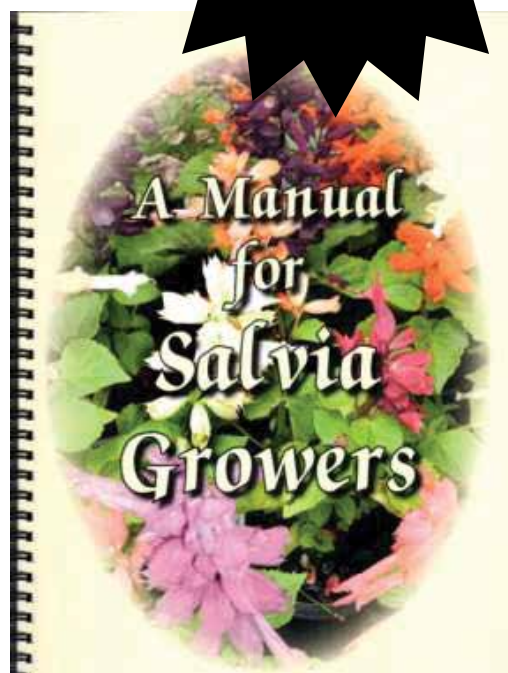
A MANUAL FOR SALVIA GROWERS

by Meg Bentley

There are now approximately
370 Species and Cultivars represented,
202 Photographs, Illustrations and Index

Contents include:

- Botany of Salvia
- Characteristics of Leaves
- Salvia microphylla & greggii differences
- Salvia karwinskii and cultivars
- Purple Majesty and Black Knight
- Salvia Maintenance
- Hardy Salvias and Shade Lovers
- Containers/Hanging Baskets/Hedges
- As an Accent in the Garden
- Propagating and Pruning
- Colourful Tints of Stressed Leaves
- Pests and Disease
- Where to see Salvias
- Cultivation Notes and Name Changes



| Quantity | Item | Price per item | Postage per item | Total |
|----------|--|----------------|---------------------------|---------|
| _____ | A Manual for Salvia Growers by Meg Bentley | \$30.00 | \$10.00 | \$_____ |
| | | | (Australian postage only) | |

- Cheque/Money Order (payable to Victorian Salvia Study Group Inc.)
- Direct Deposit: BSB: 633-000 Account No: 116846122 Account Name: Victorian Salvia Study Group Inc.
- PayPal: <https://www.paypal.com/au/webapps/mpp/send-money-online> (pay to: vssginc1@tpg.com.au)

Name: _____

Address: _____

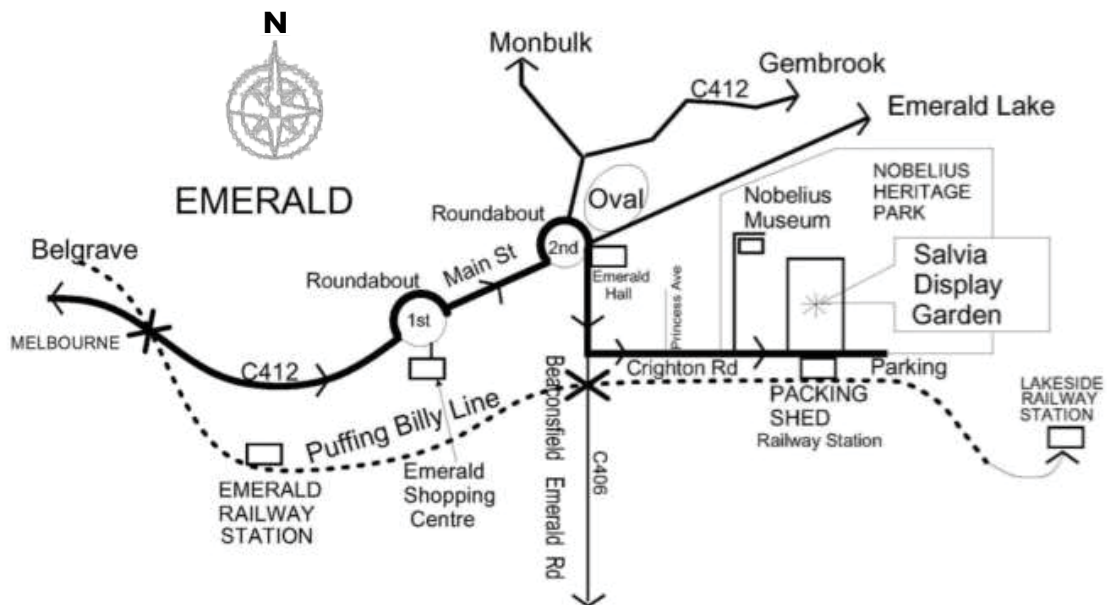
Suburb/Town: _____ State: _____ Postcode: _____

Phone number: _____ Email: _____

Please return completed forms together with payment/proof of payment to:
tinegrimston@gmail.com

Victorian Salvia Study Group Inc
c/- Lyndi Garnett
844 Highbury Road
Glen Waverley Vic 3150

DIRECTIONS TO THE SALVIA DISPLAY GARDEN



ISSN 2208-1089 (Online)

Salvia News is printed by
Eureka Printing
702 High Street Road, Glen Waverley Vic 3150