

# Salvia News

NUMBER 96



Official Newsletter of the  
**Victorian Salvia Study Group Inc**

[www.salvias.org.au](http://www.salvias.org.au)

Spring 2024

# VICTORIAN SALVIA STUDY GROUP inc

Lyndi Garnett: 844 Highbury Rd, Glen Waverley 3150  
Phone: 03 9803 4534 Email: lgarnett844@gmail.com

[www.salvias.org](http://www.salvias.org)

Find us on  **Salvia Study Group Vic**

## THE AIMS OF THE SALVIA STUDY GROUP ARE:

1. To grow and collect Salvias for the purpose of enjoyment and study.
2. Promote and encourage the growing of Salvias.
3. Correctly name existing and new Salvias.
4. Maintain our Display Garden at Nobelius Heritage Park for the Group and the general public.

The Group is a Not for Profit Organisation. Any monies received are used to run the Group's activities and for the planting and maintenance of our GPCAA (Garden Plants Conservation Association of Australia) registered garden collection. (Note: 'Plant's Trust' is now the commonly used abbreviation for GPCAAA.).

<b>GROUP CO-ORDINATOR</b>	Lyndi Garnett lgarnett844@gmail.com	03 9803 4534
<b>SECRETARY</b>	Heather Lucas	0417 056 179
<b>TREASURER</b>	Gordon Donaldson	0411 111 979
<b>MEMBERSHIP OFFICER</b>	Laurie Norman laurienorman@bigpond.com	0419 509 592
<b>EMAIL NOTICES</b>	Tine Grimston tinegrimston@gmail.com	0466 285 542
<b>GENERAL COMMITTEE</b>	Norm Winn	0438 733 060
<b>EDITOR'S ASSISTANT &amp; PUBLICITY</b>	Andreina Chinn andreina.chinn@gmail.com	0404 429 327
<b>SEEDS OFFICER</b>	Wayne Burgess Wayne_burgess@optusnet.com.au	03 9728 1144
<b>FACEBOOK</b>	Julie Kavanagh jules.kavanagh@gmail.com	0408 122 780
<b>PLANT SALES &amp; ENQUIRIES</b>	Lyndi Garnett	03 9803 4534

Graphic Design by Sharon Westin Graphic Design – sharon@sharonwestinshaw.com.au

The views expressed by the contributors of this publication are not necessarily those of the *Editor* or the *Committee* of this Study Group. While every effort is made to publish reliable information, the use of the information is at the discretion of the individual. The Victorian Salvia Study Group Inc takes no responsibility for statements made or opinions expressed. We do not offer treatment or advice.



Welcome to the Spring 2024 edition of the Salvia News.

Lyndi's advice on spring pruning will give the spring and summer flowering salvias their best chance to shine, and it will be my pruning guide for this spring. Previously, I've left trimming back new growth on the microphyllas until much later, and I've always been a bit disappointed with their flowering efforts. So, here's hoping I have better luck this year with this new pruning regime.

There's a lot to look forward to this season. Garden visits and the specialist plant sales will mean busy weekends, the sparking of new ideas and, perhaps, the opportunity to buy a special plant. Sunday, November 17th brings a Calendar highlight, our "Salvias at Nobelius" sale. This takes place in our Salvia Display Garden at Nobelius Heritage Park, Emerald, and is always so popular that plants typically sell out within about two hours! On a technical note, Lyndi reports on our up-dated website

which is more user-friendly, making it easier to answer those salvia-related questions we all have from time to time.

Jumping forward to summer, our AGM and Christmas lunch is again scheduled for the first Sunday in December, which, this year, is December 1st. Salvia events are well known for delicious food and good company, but our Christmas celebration goes the extra mile, and the plant swap gives the occasion a special surprise element – who knows what hidden gem might be on the swap table? Our AGM is held just prior to lunch, providing the opportunity to hear, in more detail, what's been happening with the Group. Suggestions and comments from members are always welcome, so come along, have your say, and then partake in the Christmas feast! Oh, and enjoy visiting another spectacular garden.

Happy spring gardening,

*Andreina*

**CONTENTS**

Editorial.....	1	News from The Perennial Poppies, Southeast Queensland	
Calendar of events.....	2	Text and Photos by Graham Mitchell.....	10
Notes from Gruyere		Bishopscourt Visit	
Text by Meg Bentley, Photos from VSSG Website .....	3	Text and Photos by Geoff Crowhurst.....	12
Melton Botanical Gardens		New Salvia Website	
Text by Norm Winn, Photos by Norm Winn and Lyndi Garnett....	4	Text by Lyndi Garnett .....	14
Spring Pruning		Thank You Tine and Welcome Laurie	
Text by Lyndi Garnett .....	5	Text by Lyndi Garnett .....	15
Vale Meryl Waterhouse		Introducing Laurie	
Text by Lyndi Garnett .....	6	Text by Tine Grimston.....	15
Mystery Leaf Blower		What's Happening This Spring .....	16
Text and Photos by Lyndi Garnett .....	7		
Nobelius in Winter			
Text and Photos by Lyndi Garnett .....	8		

**Copy deadline for the next edition of Salvia News is  
 1st November 2024**

Please email your articles and photos to: [salvia.newsletter@gmail.com](mailto:salvia.newsletter@gmail.com)

Cover Photo is *Salvia gesneriiflora*. Photo by Lyndi Garnett.

In case an unforeseen circumstance occurs necessitating a change to a proposed garden visit, it is recommended that members check our web site ([www.salvias.org.au](http://www.salvias.org.au)) to confirm that the visit is going ahead as scheduled.

Read more of what's happening this winter on page 16.

**SEPTEMBER SUN 15TH | Beechmont Historical Gardens |**

**12 Mernda Rd, Olinda – 1.00pm**

Visit these beautiful gardens in Olinda with their grand old trees just coming into leaf, whilst large Camellias and Rhododendrons will still be in a blaze of colour.

Come for a picnic/ lunch to share. Tea/coffee provided.

Enjoy being surrounded by these beautiful gardens.

Entry: \$20.00 entry for a guided tour by the head gardener. Contact Heather Ph 0417 056 179.

**SEPTEMBER SAT 28TH | Jindivick Spring Fair |**

**The Salvia Study Group will NOT be attending this year**

**OCTOBER SAT 5TH & SUN 6TH | Bolobek Garden Fair | 370 Mt Macedon Rd, Macedon – 10.00am-4.00pm**

Contact Lyndi.

**OCTOBER SAT 26TH & SUN 27TH | Tine's Open Garden |**

**4 Crimea CIs, Rowville – 10.00am-4.00pm**

A gorgeous garden with the Victorian Open Garden Scheme.

An ever-changing garden full of quirky ideas and wonderful delights.

Entry: \$10.00. Contact Tine Ph 0466 285 542.

**NOVEMBER SAT 9TH & SUN 10TH | Yarra Valley Spring Fair |**

**125 Quayle Rd, Wandin – 9.00am-4.00pm**

Please note the change in opening and closing times. 9am-4pm

Come and check out our Spring collection of Salvias.

Salvias of every colour, sun, shade, tall or small.

See the table of vases with so much colour to choose from. Salvia books and cards will be on sale (by Meg Bentley).

**Pre order your plants NOW**, don't miss out. Pick up on the day.

Email or phone Lyndi with enquiries or order.

**NOVEMBER SUN 17TH | Annual Salvias at Nobelius Our Annual Salvia Sale |**

**Salvia Display Garden, Nobelius Heritage Park, Emerald (beneath the Packing Shed, along the Puffing Billy Line) – 10.00am until sold out**

Come Early, Bargains for everyone! While stock lasts.

Email your wish list. Don't miss out, pick-up on the day.

Nobelius Sale Day.

**NOVEMBER SUN 24TH | Jane Morton's Garden Visit | 14 Cedric St, Ivanhoe East – 11.00am**

A beautiful garden, full of Roses, Bromeliads, Begonias, plants and colour. Wander around to find all sorts of interesting treasures.

Tea/coffee provided. Bring a plate to share for lunch and a chair.

Phone Jane if coming Ph. 0438 949 945.

**DECEMBER SUN 1ST | AGM & Christmas Lunch | 12 noon**

To be advised. Watch this space.

Any queries, contact Lyndi Ph: 9803 4534 Email: [lgarnett844@gmail.com](mailto:lgarnett844@gmail.com)

# Notes from Gruyere

Text by Meg Bentley, Photos from VSSG Website

We are all looking for a little bit of sunshine to warm our souls after such a wet winter. Come rain, hail, floods and damaging winds, gardeners are always ready for a change in the weather. With a slight rise in temperatures, the bulbs are peeping above the soil from their wintery slumber, and jonquils are already in bloom.

Nature, at its best, knows full well that Spring is on its way. Kookaburras and wood ducks are checking out the tree hollows for nesting sites in the gum trees close by. The kangaroo family are nibbling at the fresh grass shoots. My friend, the yellow robin, has been 'kissing the dawn' before the sun rises, and the red wattlebirds squabble with the yellow-winged honeyeaters at the flowering banksia.

The winter-spring flowering shrubs fill the air with their fragrance, especially the daphne, osmanthus and winter-honeysuckle, blooms that encourage many birds to visit and partake of the sweet nectar. I began to wonder, what is there amongst the salvias that heralds the spring like these exotic shrubs? The most outstanding one I could think of was 'Fruit-cup Sage', *Salvia dorisiana*, with its furry textured foliage that emits a fruity fragrance as you brush past the leaves. The large pink flowers also have a delightful aroma, and can flower right through the winter into spring. Here, in my garden, sometimes the winter flowering salvias don't always appear

until the later part of the season. Then, as spring approaches, everything seems to happen all at once. Birds check out what and where these salvias are in bloom. The best one of course is *Salvia* 'Timboon' that outshines many other salvias, and it will flower right through to end of spring into summer. The small shrubby species will not get active until the weather warms up later in spring. But some of the tall shrubby specimens are putting on a good show right now with blooms of *Salvias wagneriana*, *gesneriiflora* 'Tequila', *involucrata* 'Pink Icicles', 'Ripe Raspberry', 'Anthony Parker', 'Meigans Magic', *semiatrata*, *karwinskii* and *bullulata*, which never seem to stop flowering. Most of these will continue to bloom until mid-spring.

I have been working on an area in the garden where several large plants of *Salvia karwinskii* had over-taken, and needed to be removed; one I trimmed back, and the others dug out. This gave me more room to plant out salvias that had been growing in containers, and a chance to see how they will perform out in the ground. It is a good time now to look at the possibilities of extending garden beds, testing out new salvias, and a good time to propagate plants. Some areas may be too cold yet to sow seed but worth having a go as the weather warms up.



*Salvia* 'Anthony Parker'



*Salvia wagneriana*

# Melton Botanical Gardens

Text by Norm Winn, Photos by Norm Winn and Lyndi Garnett

On Sunday May 19th, six brave people ventured out into a very chilly, windy day to visit the Melton Botanical gardens set around the shores of the Melton Creek. Lots of birdlife added to the scenic setting. There were a very surprising number of salvias scattered amongst the general layout of the overall gardens.

It was a good illustration of how Salvias can be distributed throughout the general planning of the gardens from small ground covers to the well-known, taller broad shrubs holding their own amongst many other varieties from around the world. There were a

few salvias beginning to open for their winter flowering season.

If you seek a pleasant lunch afternoon activity it's worth the need to carry a cut lunch and thermos to wander slowly about the gardens. Oh, and there are barbeques available under rooved rotundas.

The following Sunday, Lyndi paid the gardens another visit. This time, the weather was fine, and Lyndi was able to take photos of the gardens (which had been impossible the week before).

4



*Salvia radula* (L.G.)



*Salvia aurea* mounds (L.G.)



*Cussonia* (L.G.)



Mounds of *Salvia* (L.G.)



Happy lunchers (N.W.)

# Spring Pruning

Text by Lyndi Garnett

Now the weather is a bit warmer and there is a bit more sunshine, it's time to get back into the garden and get stuck into all those jobs of cutting down your Salvias.

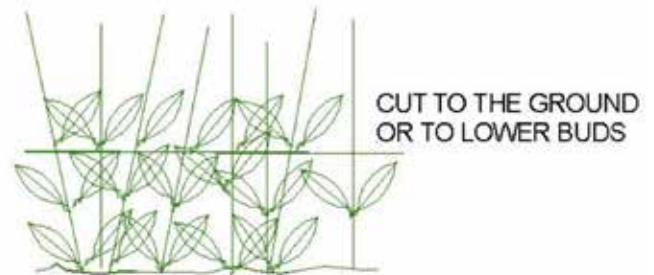
All the small, microphylla type shrubs would have been done by now, so what is left? Lots! All those clumps with perennial growth that were in flower in Autumn and early Winter will have begun to produce new growth, e.g. *Salvia leucantha*, *madrensis*, *curviflora*, 'Phyllis Fancy', 'Envy' (both dark and red varieties), 'Joan', 'Josh', and 'Bethelii' to name a few. These have perennial growth – meaning they come up straight out of the ground rather than having shrub like growth. These old stems can all be taken down to the ground, but usually after new growth appears. These and all the tall herbaceous Salvias can have their stems cut down to either one node or down to the ground, e.g. 'Hadspen' and *S. puberula*.

Shrubs that produce new growth at the base of their stems, e.g. 'Anthony Parker', 'Meigan's Magic', *S. urica*, many of the *S. mexicana* varieties, etc., their stems can be cut down to that new growth.

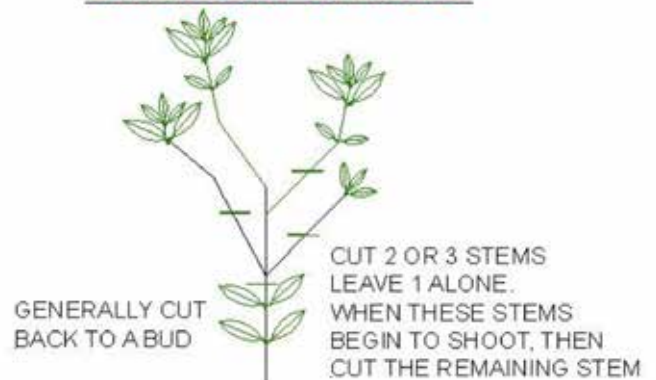
DON'T cut the tall Winter flowerings down to the ground. Wait until those Salvias have finished flowering. If they are looking untidy, then dead head them. There is a good chance that they will produce new shoots at the top. While this is happening, new shoots with young stems should begin to appear at the base of the plant. When those new stems are sufficiently tall and sturdy enough, then take out the big old stems, down to the bottom node, leaving all those beautiful new shoots to take over. If new shoots had begun to appear at the top of the stems, remove these as they are ideal for cuttings.

Check the new growth on all those small microphylla types. That new growth needs to be trimmed by half as these young, new stems are sappy, putting on a lot of growth very quickly and could even be coming into flower. In October, when we might have a week of hot weather, these young stems are the first to wilt in that heat. By trimming down by half, including removing any flower buds, the new shoots resulting from that trim will be much hardier and sturdier, and should be ok to go through the heat of summer. It won't be long before they are back in flower again.

## PERENNIAL SALVIAS



## STRAGGLY SHRUBS



## TALL SALVIAS



# Vale Meryl Waterhouse

Text by Lyndi Garnett

Meryl was a very good friend to the Salvia Group. We first met Meryl at the Pakenham Garden Fair, when it first began all those years ago. It was at this fair that Trudi first brought her beautiful vases of Salvias. Meryl and others hadn't seen anything like them; they all said, "What are they?", and so began the tradition of vases of Salvia flowers. This began our close association with Meryl and the Pakenham Garden Club. Meryl began to use the Salvia Group as an anchor stall to encourage others stalls to enlist. They knew if we were there, then it would be a good show with lots of people.

Meryl was a good organiser, running the Garden Club, the Garden Fair, Scouts, her Red Cross and Cancer functions, all extremely well, catering with large platters of sandwiches, scones or sponge cakes. If you wanted something done, you asked Meryl, you knew it would be done and well organised. Meryl was part of the Community, and even when she retired from many of her committees and charities, that she was part of for so long, she still found time to help out wherever she could.

Meryl had a beautiful garden, full of Roses, unusual perennials and loads of Salvias. She had huge shrubs of *Salvia lanceolata*, *aurea* and *aurea* 'Silver Lady', all clipped into a massive mound by her sheds, and, when in flower, it was a sight to behold. Her garden, with its magnificent Rose arbour, was often used for weddings and charitable functions. She loved her garden. After she and Keith sold their large farm in Pakenham and moved to Bunyip, downsizing to an acre plot, she took me on a tour of her new garden, where she showed me all her tall trees for shelter in the summer, her magnificent hedge of proteas, the Rose and Iris plots in the front, and all her Salvias interspersed with other perennials in the large scalloped bed at the rear. She was so proud of her garden.

I had recently met Meryl again at Julie Campbell's Open Garden last October. Although she was in a chair, pushed by her husband

Keith, her love of plants hadn't diminished. She bought a couple of gorgeous, potted Irises for her Iris plot. We met again this year at Jindivick, where again she bought a stash of plants including Salvias that she was wanting. If Meryl knew we were going to an event, she would always place an order.

Keith is continuing Meryl's legacy for the garden. He even remarked that he has begun cutting back the Salvias, and needs some help with identification.

Meryl was a generous, kind person; an inspiration, who would always welcome you with a lovely smile that lit up her face.

It was wonderful to have known her. She will sadly be missed.



# Mystery Leaf Blower

Text and Photos by Lyndi Garnett

Since about April, a very kind person has been keeping the paths at Nobelius tidy and without leaves. Shortly after Easter, I noticed that someone had gone down the main path and all the cross paths and trimmed the edges, so all the beds looked neat and tidy. Someone possibly with a hedge trimmer. All the paths were cleaned of weeds and clear of leaves and debris. This has been the case each week I go up to work on the garden, and the paths are lovely and clean. Having clean paths at this time of year, when there are so many leaves blowing around, is certainly appreciated.

We have no idea who this kind person is, who is looking after our garden. If this kind person is a member, or just someone local who regularly walks through the park, we would certainly like to thank you wholeheartedly for being a “Friend of the Salvia Garden”. If you are a member, it would be lovely to meet you to be able to thank you personally.

If not a member, we will continue to search for this kind person, and say ‘Thank You’.



# Nobelius in Winter

Text and Photos by Lyndi Garnett

Winter in our Salvia Display Garden in Nobelius has been productive. With our mystery Leaf Blower keeping the paths clean of all those constantly falling leaves, and the edges of the beds looking neat and tidy, the garden looks good.

We have been progressively working through the beds, cutting back and cleaning out all the small microphylla type bushes, shaping and cutting down old stems from Salvias that have perennial growth, e.g. *Salvia leucantha*, *S. puberula*, *S. sagittata* and a whole lot of over grown clumps, bringing them back to a manageable size. When the beds are finished, they are all fertilized with Rooster Booster pellets, and mulched well with sugar cane mulch.

It's wonderful that all the tall Winter flowering Salvias have been able to put on a show this year. Most years, the parrots nip off their buds before they're able to flower. But this year, all the magnificent tall stems of 'Timboon', *S. purpurea*, 'Blue bird', 'Raspberry Surprise' and 'Pink Icicles' are reaching for the sky with full fat buds, soon to erupt into glorious blooms, whilst the arching 'Romantic Rose' and *S. involucrata* come over to say hello. There is a lot of colour if you bother looking while walking down the path. *S. semi atrata*, 'Mystique', 'Miss Scarlet', *S. elegans*

(Pineapple Sage), *S. dorisiana* and many others are still in flower at a local level.

Unfortunately, because of all the leaves clustering around the base of plants, and over any new growth from herbaceous Salvias, we have had a lot of tiny snails this year, so snail pellets have been sprinkled around those plants most effected. The rabbits continue to show their presence with little digs all through the garden, mainly along the edges and thankfully not as many as last year, but it's not Spring yet, so we will wait and see. If they become troublesome, we may have to be more drastic and use rabbit deterrents.

All the *S. forskaohlei* borders have been cut down finally, but we still have to check on errant seedlings appearing inside the beds, and in the surrounding lawn areas. I'm still working in the bottom bed, trying to unscramble each plant as this bed became very overgrown with all the moisture of last year, and now it is a jungle of tangled stems that have to be sorted.

I'm really pleased that we have a number of new helpers coming on the last Wednesday of the month and on the first Thursday of the new month. Some can come on one day and others on another day. "Many hands make light work."

8



Kniphofia beds viewed from the Salvia garden

# The Salvia Garden in June and July 2024



# News from The Perennial Poppies Southeast Queensland

Text and Photos by Graham Mitchell

Winter here in southeast Queensland seems to be lingering longer than normal this year with foggy, crisp, cold mornings clearing to beautiful crystal-clear days, but as the day lengths slowly increase it's time for the annual clean up and prune of a lot of my salvia collection, of course, I refer to what I fondly call the big boys.

The *Salvia involucrata* and *Salvia karwinskii* varieties and crosses have been truly outstanding this year, with a spectacular show of autumn and winter blooms, which the local feathered residents have enjoyed immensely. The growth reaching well over 2.5m tall, and just as wide on a lot of them meaning my poor garden paths

have disappeared under a sea of blooms. *Salvias* 'Timboon', 'Romantic Rose', 'Pink Gruyere', 'Marwin's Garden', 'Rosevale' and 'Pink Icicles' have been standout varieties this year, as has the later flowering forms of *Salvia karwinskii*. Now, unfortunately, comes the time to say goodbye to all the leggy growth and spent blooms, but not without careful inspection first as the very busy blue wrens and Zebra finches which call my salvia patch home have been building nests and raising families amongst them. I don't know about you all but of course this is done only after carefully collecting seeds in the hope of something exciting being produced, thanks to the work of my many



'Marwin Gardens'




'Timboon'

winged hybridisers who frequent my salvia patch. Like most gardeners, I will be potting up a few more cuttings of all of them as well, you can never really have too many salvias, can you? With that big job done, a good feed of blood and bone and a heavy mulching in preparation for the summer to come, and the winter beauties are ready for another year.

Alas, no time to sit back and admire my handy work, like all salvia collectors there are always new varieties to try and old favourites to rediscover. This year, a new big bed has been added to trial some of the Lake Series. Lake Tahoe, Lake Strawberry, Lake Spencer and Lake McKenzie have all been added to the garden, and their performance has been varied with Lake Tahoe, Spencer and McKenzie being standouts so far. Although Lake Strawberry has been flowering well it seems to be at the expense of good growth even after removal of blooms, I will give it a hard prune

and a feed and see if it picks up, and if all else fails move it to another location in the garden. This year I'm also trying one of the Fashion series, Fashion Rose, which is performing well in its new home in a large pot. I've got it as one of the feature plants in some lovely mixed pots with some seasonal annuals allowing me to have some moveable pots of colour as features around my garden.

Of course, like all salvia addicts I'm always keen to try something new but get very frustrated with plants being sold by the bigger retailers with wrong names such as one I purchased just recently as *Salvia farinacea* 'Unplugged Pink' which most certainly is not a *Salvia farinacea* hybrid at all, oh well we live and learn. I could go on writing about my salvias and garden for many pages but alas I fear you would soon grow tired of my crazy garden ramblings so till next time happy salvia growing from Clouds End Farm southeast Queensland.



Mixed Bed of Salvias

# Bishopscourt Visit

Text and Photos by Geoff Crowhurst



Sketch of Bishopscourt Tower

The day after the King's Birthday long weekend in June, members of the Friends of the Royal Botanic Gardens were invited to Bishopscourt in Clarendon St, East Melbourne (opposite the Fitzroy Gardens). The Anglican bishop, later the archbishop, has lived at Bishopscourt since 1853. The original modest bluestone building later acquired a somewhat incongruous red brick extension. It is one of the oldest buildings in East Melbourne, and the last intact urban estate within the City of Melbourne, and listed on the Victorian Heritage Register. Extending in almost an oval shape fronting the building is an expansive lawn at one time graced by a corroboree tree, a river red gum thought to be up to 500 years old. Sadly, it died during the millennial drought. A new tree is doing well.

A wide path follows the line of the lawn, and together with the lawn curves to the side and rear of the building. There are various perennials, shrubs and trees edging the path and even in winter there are spots of colour. At the rear there's a vegetable garden and some fruit trees. All this is maintained by a group of volunteers, mostly women, though the work required is a stretch, particularly getting rid of a patch of acanthus. Many of the trees are fully mature specimens, but a Wollemi Pine has so

far only reached about 8 feet.

Among the winter flowering perennials and shrubs are some interesting salvias.

There was a nice plant of the common *Salvia leucantha*, with its woolly, purple calyx. Seldom seen because it grows way too big and tall was *S. iodantha*, sheltering under a eucalypt, and with its bunches of reddish-purple flowers. Out in the open, and more or less within the vegetable garden was a spreading plant of what I thought was a form of *S. involucrata*, but Lyndi informs me has been named *S. wagneriana*. It would be a great plant to grow, best in a larger garden where it could grow at will.

Bishopscourt is certainly well worth visiting, with openings usually involving a tour of the house and garden, plus refreshments. The Anglican Centre, Melbourne should have information on openings.

Email [reception@melbourneanglican.org.au](mailto:reception@melbourneanglican.org.au) or phone: 9653 4220.

12



*Salvia leucantha*



*Salvia wagneriana*



*Salvia iodantha*



Wollemi Pine



Path at Bishopscourt

# New Salvia Website

Text by Lyndi Garnett

I'd like to let you all know that we now have a new, updated website. Best to open with <https://salvias.org.au>

Yes, it has taken some time, but I'm happy with what has been done, with what has been achieved.

Although the data and text are the same, the main differences are in the way each page is presented, with pop down menus, sliding photos to introduce each page.

Many pages are presented differently. No more lists or tables, but lots of photos. You can now place a photo to that Salvia name or a name to the photo you've been trying to identify. With a good search button on your phone, tablet, iPad, Laptop or PC, you can find most Salvias within the various pages of Identification or Collections or in the A-Z of Salvias. The text on each page will gradually be checked and updated if necessary.

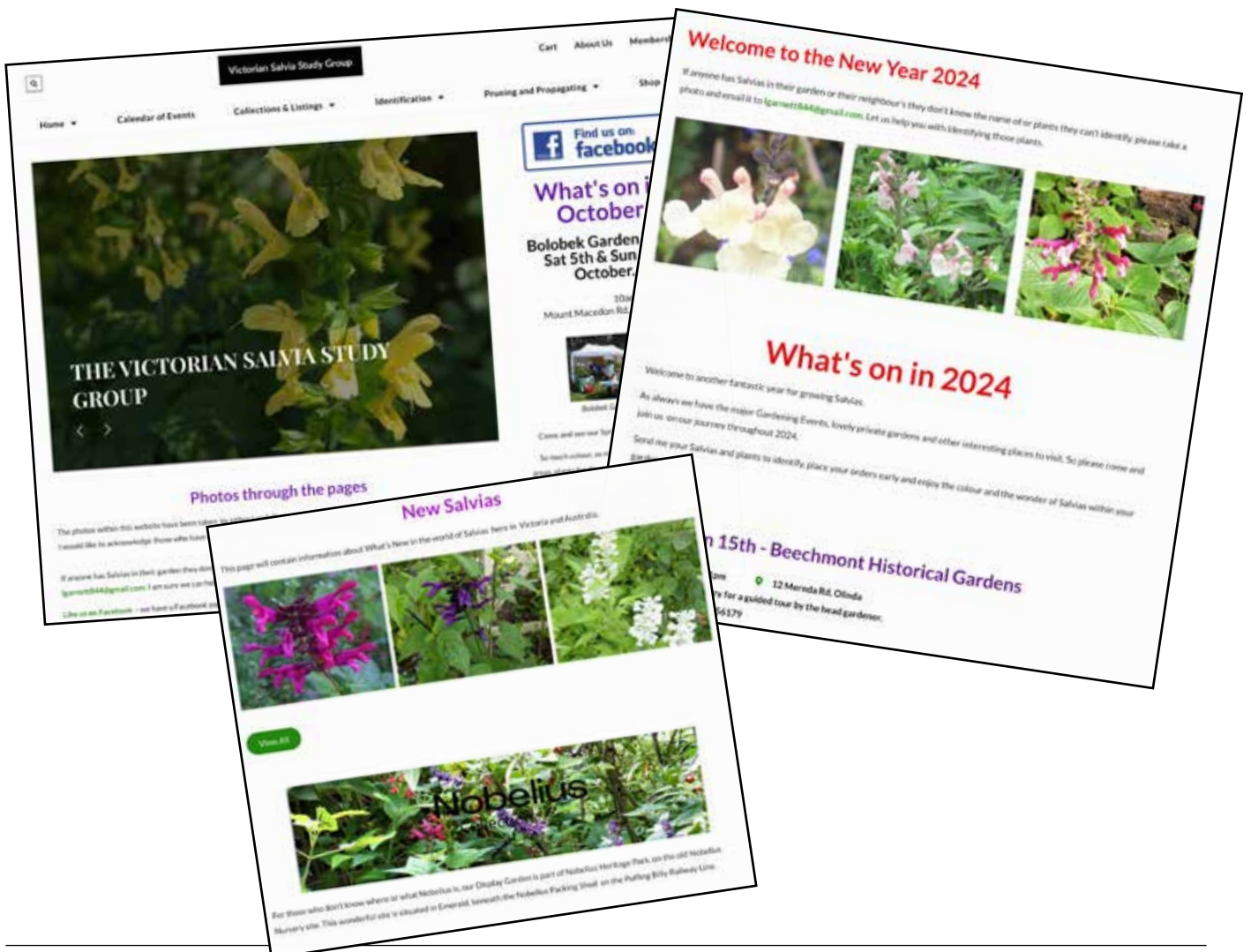
One note: the A-Z page will take some time to complete, as each Salvia needs its own page, so, a work still in progress. If you can't find information about that particular Salvia, please contact me ([lgarnett844@gmail.com](mailto:lgarnett844@gmail.com)), and I'll fill the gaps.

We now have a shop for our products, a checkout and a cart for the public or members to do their shopping for seeds, cards or manuals.

With a completely different way of editing, I must admit it took a while to understand, but I think I've got the hang of most of it now.

So, have a look through all the different pages. Any glaring mistakes, grammatical or otherwise, any photos with the wrong caption, etc., please let me know, bring them to my attention.

Thank you and enjoy your website – it's yours to promote and hopefully be proud to discuss and look through.



# Thank You Tine and Welcome Laurie

Text by Lyndi Garnett

As most members will remember, Tine sent out an email asking for a new Treasurer and Membership Officer. At the time, we thought Amanda Habgood was going to take on the Treasurer's position, but, unfortunately, that fell through, and she wasn't able to take up the position. So, we are still looking for a new Treasurer to take over from Gordon.

From that email, we did have a good result with Laurie Norman putting up his hand to take on the Membership Officer role. As Laurie lives on a farm in Learmonth, near Ballarat, it shows that you don't have to be a "City Slicker" or "Melbournite" to help with the organisation and running of the Group, so thank you and welcome Laurie, who has settled into the position admirably.

I can still remember when Tine took me aside, and mentioned that she would be pleased to take on the role of the Membership Officer. Of course, I was elated as we were getting worried

about finding another person to take over from Meg Gadd. That was certainly a number of years ago, and now we have to thank Tine very, very much for all her good work as Membership Officer. I think everyone will agree that she has been very efficient with not only taking us on, but at the same time being the Membership Officer for the 'Dibble and Hoe' Group. Not an easy task, but one that has been well done.

Tine will remain sending out emails reminding us of what is happening within the Group, what is the next event or any other important information that we need to know, in other words, 'Keeping us all informed and in contact'.

As one of his first roles in the job, Laurie has reminded us that our subscriptions will need to be renewed in September. Please welcome Laurie Norman.

Any enquiries, Ph 0419 509 592 or Email: [laurienorman@bigpond.com](mailto:laurienorman@bigpond.com) with anything membership related.

## Introducing Laurie

Text by Tine Grimston

I am excited to announce that Laurie Norman has put up his hand to become the Group's new Membership Officer. Please say "Hi" if you meet him at a Salvia event.

If your subscription expires this September 1st, you will get a renewal email or letter from Laurie in August.

Laurie has an interesting work background, and lives on eighty acres in Learmonth (near Ballarat), in a fabulous home built around an 1834 old, stone shepherd's hut. He has two adorable Lagotto dogs, Angus cows, Dorper sheep, and some chickens. He also tends to his late wife Jill's garden to keep it as she would like. The garden includes a big bank of salvias.



# WHAT'S HAPPENING THIS SPRING

# 2024

We begin the season with the Beechmont Historical Gardens visit.

## SEPTEMBER – SUN 15TH

**Beechmont Historical Gardens – 12 Mernda Rd, Olinda – 1.00pm**

Visit these beautiful gardens in Olinda with their grand old trees just coming into leaf whilst large Camellias and Rhododendrons will still be a blaze of colour.

Come for a picnic/lunch to share.

Tea/coffee provided. Enjoy being surrounded by these beautiful gardens.

Entry: \$20.00 entry for a guided tour by the head gardener.

Heather Ph 0417 056 179



## SEPTEMBER – SAT 28TH

**The Salvia Study Group will NOT be attending this year**

THE GIPPSLAND  
**RARE & UNUSUAL  
PLANT  
FAIR 2024**



\$25

ADMISSION TO GARDEN & FAIR:

Staff members include:

- Treasured Perennials
- G and H Rare Bulbs
- Wild Rose Nursery
- Beechmont Rare Plants
- Hancock's Bulbs
- F.D. Ryan Tools
- Seedscapce Seeds

and many more including food and coffee, garden tools, sculptures and demonstrations by Topiuses and others.

Date: 28 September  
Time: 9 am till 4 pm

Venue: The Garden at Broughton Hall  
125 Palmer Road, Jindivick, 3818

Contact: 0417 056 116 (Lyndi)

*Muskler's*  
AT BROUGHTON HALL

© 2024 by THE GIPPSLAND RARE & UNUSUAL PLANT FAIR

musklerbroughtonhall.com.au



## CONTACT LYNDI

Email: [lgarnett844@gmail.com](mailto:lgarnett844@gmail.com) | Ph (03) 9803 4534

## OCTOBER – SAT 5TH & SUN 6TH

**Bolobek Garden Fair – 370 Mt Macedon Rd,  
Macedon – 10.00am-4.00pm**

Contact Lyndi with enquiries.



**BOLOBEK  
GARDEN FAIR**  
MACEDON - VICTORIA

**When:**  
Saturday 5th October &  
Sunday 6th October 2024

**Location:**  
Bolobek  
370 Mt Macedon Rd, Macedon

**Gates Open:**  
10:00am – 4:00pm

**Ticket Pricing:**  
Adults: \$17.50

**For more information and tickets:**  
[www.bolobekgardenfair.com.au](http://www.bolobekgardenfair.com.au)

**Follow us on:**  
📷 [www.instagram.com/bolobekgardenfair/](https://www.instagram.com/bolobekgardenfair/)  
📘 [www.facebook.com/BolobekGardenFair](https://www.facebook.com/BolobekGardenFair)

## OCTOBER – SAT 26 & SUN 27TH

**Tine's Open Garden – 4 Crimea CIs, Rowville –  
10.00am-4.00pm**

A gorgeous garden with the Victorian Open Garden Scheme.

An ever changing garden full of quirky ideas and wonderful delights.

Entry: \$10.00

Tine: 0466 285 542

Tine's birdcages



17

## NOVEMBER – SAT 9TH & SUN 10TH

**Yarra Valley Spring Fair –  
125 Quayle Rd, Wandin – 9.00am-4.00pm**

Please note the change in opening and closing times, 9am-4pm. Come and check out our Spring collection of Salvias. Salvias of every colour, sun, shade, tall or small. See the table of vases with so much colour to choose from. Salvia books and cards by Meg Bentley will be on sale.

**Pre order your plants NOW**, don't miss out.  
Pick up on the day.

Email or phone Lyndi with inquiries or order.



**Yarra Valley Spring  
Plant Fair  
& Garden Expo**  
November 9 & 10, 2024 10am - 5pm  
125 Quayle Rd, Wandin VIC  
Featuring Landscape installation by Emmaline Bowman  
Best in Show and Gold Medal winner MIFGS 2024  
[www.yarравалleyplantfair.com.au](http://www.yarравалleyplantfair.com.au)

Speakers  
Demonstrations  
Over 50 stalls:  
Plant specialists  
Plant sales  
Landscape artists  
Garden art  
Garden tools  
Kids activities  
Devonshire Tea  
Yummy food - vegan options  
Beer, wine & soft drinks  
and more .....

Phillip Vaughan - Merryle Johnson - Vasil

**TICKETS:** from \$13 on-line  
or \$15 at the gate

📄 [www.yarравалleyplantfair.com.au](http://www.yarравалleyplantfair.com.au)

(continued over...)

## What's Happening This Spring (cont...)

### NOVEMBER – SUN 17TH

#### Annual Salvias at Nobelius Our Annual Salvia Sale – 10.00 until sold out

Salvia Display Garden, Nobelius Heritage Park, Emerald, beneath the Packing Shed, along the Puffing Billy Line

Come early, bargains for everyone!  
While stock lasts.

Email your wish list, Don't miss out,  
pick up on the day.  
lgarnett844@gmail.com



Nobelius Sale Day



### NOVEMBER – SUN 24TH


#### Jane Morton's Garden Visit – 14 Cedric St, Ivanhoe East – 11.00am

A beautiful garden, full of Roses, Bromeliads, Begonias, plants and colour. Wander around to find all sorts of interesting treasures.

Tea/ Coffee provided. Bring a plate to share for lunch and a chair.

Phone Jane if coming  
Ph. 0438 949 945.

Entry \$10.00



### DECEMBER – SUN 1ST

#### AGM & Christmas Lunc – 12.00 noon

To be advised

# Salvia Cards Order Form

Created by Meg Bentley



BEAUTIFUL HAND  
PAINTED CARDS

CARDS	QTY	SUBTOTAL \$
Individual cards only \$2.50 each		
<input type="checkbox"/> Salvia gesneriiflora		
<input type="checkbox"/> Salvia micro. var neurepia		
<input type="checkbox"/> Salvia roemeriana		
<input type="checkbox"/> Salvia leucantha		
<input type="checkbox"/> Salvia patens		
5 assorted flowers \$10.00/pack		

CARDS	QTY	SUBTOTAL \$
5 same flower \$10.00/pack		
<input type="checkbox"/> Salvia gesneriiflora		
<input type="checkbox"/> Salvia micro. var neurepia		
<input type="checkbox"/> Salvia roemeriana		
<input type="checkbox"/> Salvia leucantha		
<input type="checkbox"/> Salvia patens		
	<b>TOTAL</b>	

**PAYMENT DETAILS** Fill in the form and send to:

**Lyndi Garnett** (Victorian Salvia Study Group)

844 Highbury Rd Glen Waverley VIC 3150 Phone: 03 9803 4534 Email: lgarnett844@gmail.com

Cheque / Money Order: payable to Victorian Salvia Study Group Inc.

Direct Deposit: BSB: 633-000 Acc. No: 116846122 Acc. Name: Victorian Salvia Study Group Inc.

PayPal: online – vssginc1@tpg.com.au Website: www.salvias.org.au **Surname & Initial please (admin purposes only)**

Name: .....

Address: .....

Suburb/ Town: .....

State: ..... Postcode: ..... Phone: .....

Email: .....

# The Victorian Salvia Study Group. Inc

## NEW MEMBERSHIP

Membership includes Salvia News Annual Subscription

(NOT FOR RENEWALS)

Any queries, phone Laurie Norman – see details below

Name: .....

Address: .....

Suburb/ Town: ..... State: ..... Postcode: .....

Phone: ..... Email .....

Membership includes Salvia News Annual Subscription 1 year (4 issues)

Hard copy posted \$30.00  Online \$25.00

Subscribe for a Friend

Name: .....

Address: .....

Suburb/ Town: ..... State: ..... Postcode: .....

Phone: ..... Email .....

**Payment Details:** Fill in the form and send to Membership Officer

Laurie Norman, Membership Officer

Victorian Salvia Study Group Inc.

185 Findlays Rd,

Learmonth Vic. 3352

Ph. (03) 0419 509 592 Email: laurienorman@bigpond.com

Cheque / Money Order (payable to Victorian Salvia Study Group Inc.)

Direct Deposit:

BSB: 633-000 A/c No: 116846122 Acc. Name: Victorian Salvia Study Group Inc.

PayPal: online – vssginc1@tpg.com.au Website: www.salvias.org.au

**Surname & Initial (admin purposes only) please**

A form must be completed with all types of payment and sent to the Membership Officer

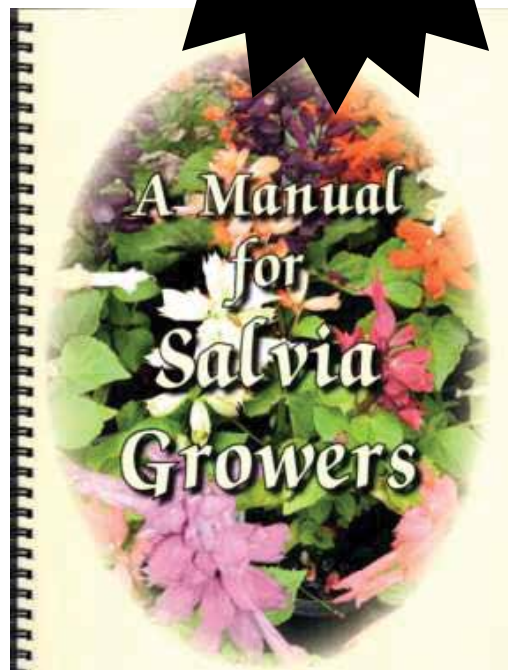
# A MANUAL FOR SALVIA GROWERS

by Meg Bentley

There are now approximately  
370 Species and Cultivars represented,  
202 Photographs, Illustrations and Index

Contents include:

- Botany of Salvia
- Characteristics of Leaves
- Salvia microphylla & greggii differences
- Salvia karwinskii and cultivars
- Purple Majesty and Black Knight
- Salvia Maintenance
- Hardy Salvias and Shade Lovers
- Containers/Hanging Baskets/Hedges
- As an Accent in the Garden
- Propagating and Pruning
- Colourful Tints of Stressed Leaves
- Pests and Disease
- Where to see Salvias
- Cultivation Notes and Name Changes



Quantity	Item	Price per item	Postage per item	Total
	A Manual for Salvia Growers by Meg Bentley	\$30.00	\$10.00	\$ _____
			(Australian postage only)	

- Cheque/Money Order (payable to Victorian Salvia Study Group Inc.)
- Direct Deposit: BSB: 633-000 Account No: 116846122 Account Name: Victorian Salvia Study Group Inc.
- PayPal: <https://www.paypal.com/au/webapps/mpp/send-money-online> (pay to: vssginc1@tpg.com.au)

Name: \_\_\_\_\_

Address: \_\_\_\_\_

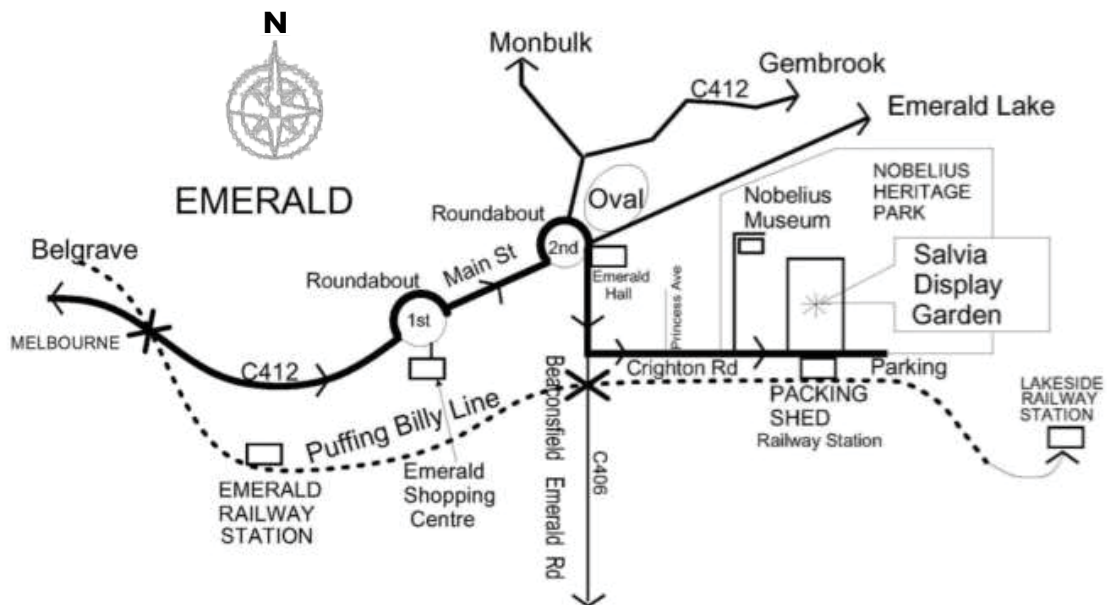
Suburb/Town: \_\_\_\_\_ State: \_\_\_\_\_ Postcode: \_\_\_\_\_

Phone number: \_\_\_\_\_ Email: \_\_\_\_\_

Please return completed forms together with payment/proof of payment to:  
tinegrimston@gmail.com

Victorian Salvia Study Group Inc  
c/- Lyndi Garnett  
844 Highbury Road  
Glen Waverley Vic 3150

## DIRECTIONS TO THE SALVIA DISPLAY GARDEN



**ISSN 2208-1089 (Online)**

*Salvia News* is printed by  
Eureka Printing  
702 High Street Road, Glen Waverley Vic 3150