

Salvia News

NUMBER 93



Official Newsletter of the
Victorian Salvia Study Group Inc

www.salvias.org.au

Summer 2023

VICTORIAN SALVIA STUDY GROUP inc

Lyndi Garnett: 844 Highbury Rd, Glen Waverley 3150
Phone: 03 9803 4534 Email: lgarnett844@gmail.com

www.salvias.org

Find us on  **Salvia Study Group Vic**

THE AIMS OF THE SALVIA STUDY GROUP ARE;

1. To grow and collect Salvias for the purpose of enjoyment and study
2. Promote and encourage the growing of Salvias
3. Correctly name existing and new salvias
4. Maintain our Display Garden at Nobelius Heritage Park for the Group & the general public

The Group is a Not for Profit Organisation. Any monies received are used to run the Group's activities and for the planting and maintenance of our GPCAA (Garden Plants Conservation Association of Australia) registered garden collection. ('Plants Trust' has been a shortened, more comprehensive name for the GPCAAA and has been used for quite a while now).

GROUP CO-ORDINATOR	Lyndi Garnett lgarnett844@gmail.com	03 9803 4534
ASSISTANT CO-ORDINATOR	Jillian Barkell	03 9756 6361
SECRETARY	Heather Lucas	0417 056 179
TREASURER	Gordon Donaldson	0411 111 979
MEMBERSHIP OFFICER & EMAIL NOTICES	Tine Grimston tinegrimston@gmail.com	0466 285 542
GENERAL COMMITTEE	Norm Winn	0438 733 060
EDITOR'S ASSISTANT & PUBLICITY	Andreina Chinn andreina.chinn@gmail.com	0404 429 327
SUB EDITOR & DISPLAY COORDINATOR	Jillian Barkell	03 9756 6361
SEEDS OFFICER	Wayne Burgess Wayne_burgess@optusnet.com.au	03 9728 1144
COMPUTERS	Brett Horan	0405 76 2123
FACEBOOK	Julie Kavanagh jules.kavanagh@gmail.com	0408 122 780
PLANT SALES & ENQUIRIES	Lyndi Garnett	03 9803 4534

Graphic Design by Sharon Westin Graphic Design – sharon@sharonwestinshaw.com.au

The views expressed by the contributors of this publication are not necessarily those of the *Editor* or the *Committee* of this Study Group. While every effort is made to publish reliable information, the use of the information is at the discretion of the individual. The Victorian Salvia Study Group Inc takes no responsibility for statements made or opinions expressed. We do not offer treatment or advice.



Welcome to the Salvia News, 2023 Summer edition.

Weather forecasts are priming us for a very hot, dry summer, so the value of our water-wise salvias will again come into sharp focus. We can be very confident that, as we watch more water-dependent plants succumb, our salvias will soldier on and come out at the other end, maybe scarred, but still viable. I imagine that the most frequently asked question at our selling events will become, “Do you have any drought tolerant salvias?”, or the like.

This issue has its usual array of interesting and informative articles, and we thank our contributors for their input. Heather Lucas has made a welcome return to our pages with her vivid description of ‘Tara’, the venue for our October garden visit. And Norm Winn’s report on

our ‘Welcome to New Members Lunch’ will, I’m sure, encourage our 2023/2024 new members to come along and enjoy a similar experience. We welcome the new, regular contributor from southeast Queensland’s Perennial Poppies Group, Glenda Sellenger. It is always interesting to read about how much we have in common with gardeners from a such a different time zone and how the similarities tend to out-number the differences, even in such disparate locations. Glenda’s article covers three, recently released, commercial series, describing their genetics and general characteristics.

We wish all our members a Happy Festive Season and, as always, Happy Summer Gardening!

Andreina

CONTENTS

Editorial	1	New Members’ Lunch	11
Calendar of events	2	New Salvias	12
Notes from Gruyere	3	Nobelius in the Spring	14
Janice Peeler’s Garden Visit	4	What’s Happening This Summer	16
Tromso Arctic-Alpine Botanic Garden	6	A Favourite Salvia	18
Bolobek 2023	8	The Victorian Salvia Study Group. Inc	20
South West Report from Ashford Park	10		

**Copy deadline for the next edition of Salvia News is
 1st February 2024**

Please email your articles and photos to: salvia.newsletter@gmail.com

Cover Photo is ‘Greek Skies’. Photo by Lyndi Garnett.

Read more of what's happening this winter on page 16.

We began the year by visiting the Botanical Gardens in Melbourne. A beautiful restful place to begin the year and we will continue to visit more wonderful gardens. So come and join us.

CHRISTMAS AND NEW YEAR 2024

DEC SUN 3RD | Christmas Luncheon & AGM |

Meg Bentley's garden – 3 Fords Rd, Gruyere – 11.30am

Bring a Christmas plate to share.

Car parking along the dirt driveway. Car pooling would be a good choice.

Phone Meg to let her know you're coming – Ph 0431 240 971

WELCOME TO 2024

Welcome to another fantastic year for growing Salvias.

As always we have the major Gardening Events, lovely private gardens and other interesting places to visit.

So please come and join us on our journey throughout 2024.

Send me your Salvias and plants to identify, place your orders early and enjoy the colour and the wonder of Salvias within your garden.

We begin the year with a visit to a beautiful large garden in the Dandenongs.

FEB SUN 5TH | Garden visit to Como Gardens |

79 The Basin, Olinda Rd The Basin – 11am

A beautiful garden with a wide variety of rare trees and shrubs.

Keep cool while you wander through the Rainforest or the Como Wetlands, see the local fauna and the numerous bird life.

Entry fee \$12.00.

Phone Lyndi Ph 9803 4534 if coming.

MAR SAT 9TH & SUN 10TH | Ferny Creek Plant Collectors Fair |

100 Hilton Rd, Sassafras – 10.00am-4.00pm

Come and see our new year's collection with the Autumn Salvias just beginning to come into flower.

Phone Lyndi: Ph 98034534. Em:lgarnett844@gmail.com.

MAR SUN 24TH | Elaine Brown's Garden | 32 Jackson Way, Dromana

A beautiful seaside garden overlooking the bay.

Phone Lyndi if coming – Ph 9803 4534 Moblie 0412 867 994.

Tea/ coffee will be provided. Bring lunch to share.

APR SAT 20TH & SUN 21ST | Yarra Valley Autumn Fair | 125 Quayle Rd, Wandin – 10.00am-5.00pm

Great lot colours available Winter Salvias are just coming into flower.

Phone Lyndi: Ph 98034534. Em: lgarnett844@gmail.com

Notes from Gruyere

Text and Photo by Meg Bentley

Another eventful year has almost slipped by and it doesn't seem to matter how hard you've worked through the year, there is still evermore work to be done. The little extra rain we have had has helped the salvias and the roses to bloom and deciduous trees to come into leaf.

There are many events on the go, especially those that may also have plant sales and we are ever on the lookout for a new salvia. I couldn't help noticing *Salvia bullulata*, which is so popular at the moment, being sold as 'Winter Blue'. It is actually turquoise, a rare colour for a salvia, as rare as the plant itself and another name also given to it is 'Turquoise Kisses'. It's amazing what names the nursery trade adopts in order to sell a plant. I have on occasion still been asked what is the common name of a particular salvia or ... why don't I use a common name when writing about them. I deliberately don't use a common name because of the confusion it can cause. Some examples see below:

'Chilian Pitcher Sage' = *Lepechinia salvia*, and 'Picher Sage' also applies to *Salvia spathecea*. 'Blue Sage' or 'Giant Blue Sage' = *Brillantasia cicatricose*. 'Blue Sage' also applies to *S. pachyphylla* and *S. aurita* and also to *Eranthemum pulchellum*. 'Jerusalem Sage' applies to four species of *Phlomis* = *Phlomis fruticosa*, *P. italica*, *P. purpurea* and *P. russeliana*. So, you can see why I don't use common names, and, while most of these are in the Lamiaceae family, they are not salvias, even though using the name 'sage'.

Some of the above and many other plants and salvias can be seen growing in the gardens here, along with trees and shrubs of varying heights but not all will be in flower when the Group visits on 3rd December. My home in Gruyere, situated in the Warramate Hills, is in a 'rain-shadow' therefore plants have to be hardy enough to take the dry especially on these hills. There is approximately three acres of garden and at the top of the slope, in full sun, suits the dry-hardy salvias, scented leaved pelargoniums, phlomis, plectranthus, lepechinia and assorted daisies which all only get watered from the heavens; there is no mains water, only tanks for

both household and gardens, so one has to be thrifty and economical with this precious liquid. There are many perfumed roses in the gardens amongst the salvias and throughout the middle section. The lower part of the hill, in part shade, suits the larger-leaved salvias that require a cooler, shady position, and the remaining few acres of the property is bushland for the wildlife, who visit frequently. Most of these gardens are not necessarily 'designed' but have been 'created' for the birds and visiting wildlife, be it kangaroos, wallabies, echidna, wombat and possums. Rabbits, of course, trim my grass, so mowing is kept at a minimum. Some weeds are amongst the salvias, and these have been left as the birds will weave them amongst the foliage for nesting, especially the Blue Wrens and the White-browed Scrub Wrens. There are areas left unpruned due to birds, like the Yellow-winged Honeyeater, chastising me to leave things alone. No doubt, if this happens in your garden, you will understand. The 'Pomarium', a small fenced in area, was erected to grow veges and fruit trees, away from hungry possums, and is also used for other special plants.

I look forward to welcoming everyone. Tea and coffee will be provided, and, no doubt, everyone will bring a plate to share the Christmas Festivities. Parking is off-road, and, with limited space, at number 3 and at 5-7 Fords Road.



Janice Peeler's Garden Visit

Text by Heather Lucas, Photos by Heather Lucas and Norm Winn

It is not often that we get to go and see a house and garden that is of this grandeur and scale and that is situated in the affluent suburb of Toorak.

So, on a beautiful sunny day on Sunday, 17th September, Mum and I headed off to this garden eagerly looking forward to catching up with our salvia member friends and seeing the garden.

This home (mansion) is called Tara and is a substantial, double-storey residence built in 1924 by noted architect, Marcus Martin. The home has a stately Georgian revival character with Mediterranean influences apparent in the complex massing and some of the rendered ornament. There is a brick-paved, front area with a double entry driveway and a high, rough-

cast rendered fence/wall, curving inward at the driveway entrances. The formal entrance to the home is created by a porte-cochere with an elegant, first floor Palladian window and rendered panels with a distinctive, Italianate style, circular ornament. All in all, a really wonderful mansion and although we are going to view gardens on our visits, I felt it was worth mentioning this marvelous home as well.

As the home is very grand the garden too has been very carefully planned with the front garden consisting of a garden bed behind the front walled and paved brick front area and down the side of the driveway. The rear garden is terraced and has a magnificent swimming pool with pool house, tennis court and sunken garden. There is also an area to the side of the

back garden that has a pathway that leads to an area with a three-tiered water fountain which, I must say, is one of my bucket list items for my garden. The garden plants mostly consisted of mature trees and shrubs, with a lovely, parterre area in the back garden and a gravelled area to one side of house with a conifer tree in the middle and azaleas, camellias, rhododendrons and maple trees surrounding it. There were many garden beds that were edged by low box hedges. Janice has a marvellous collection of clivias in her garden, with yellow, orange and an orange and yellow tipped clivia amongst them. There were also many potted plants, with a wonderful selection of cymbidium and dendrobium rock orchids and a metal plant stand with cacti in



terracotta and glazed pots. Edging one side of the swimming pool was a magnificent specimen of *monstera deliciosa* and then, of course, there were several different salvias – *Salvia dorisiana*, *S. involucrata* and *S. 'Costa Rican Blue'* being a few of them.

As we had a very good turnout of people, the array of food that was brought along made for a very delicious morning tea and lunch.

A huge thank you to Janice Peeler for letting us come and see her garden and for being a wonderful hostess, along with her two friends

who helped her – a lovely lady who made teas and coffees as we arrived and the most charming gentleman who greeted us upon our arrival, and showed us where to enter the house and garden.



Tromso Arctic-Alpine Botanic Garden

Text and Photos by Julie Kavanagh

Tromso Arctic-Alpine Botanic Garden in Norway is the most northerly botanic garden on the planet. It is within the grounds of the Tromso University Museum. As the garden has no gates, you are free to enter them at any time. The garden has 27 collections of plants from the Arctic, and the alpine and cool parts of all continents. Most collections are found in distinctive rock landscapes imitating nature.

In the New Zealand section there were a few Australian species, but I was thrilled to find one salvia in the collection – *Salvia officinalis*. In the photograph you will notice that they had placed the salvia officinalis in the Leppeblomstfamillien family which is classified in the 'lamiaceae' family in Norway. In Australia, the 'lamiaceae' family includes many culinary herbs which have been introduced to Australia, such as Melissa (lemon balm), Mentha (mint), Lavandula (lavender), Origanum (marjoram), Rosmarinus (rosemary) and Thymus (thyme).

The flowering season normally starts early May while there is still quite a bit of snow in the low areas of the garden. The first touch of colour comes from the purple saxifrage (*Saxifraga oppositifolia*) and yellow cushion plants (*Whitlow grasses/Draba*). And, of course, the bulbs. We visited the gardens in early September which is near the end of the flowering season as snow

usually starts to fall in October and ends at the beginning of April. Norway's weather is relatively milder than some of the other Scandinavian countries as the Gulf Stream sweeps up the coast and warms the waters. Some gentian species continue flowering even after a couple of weeks of October snow.

The Himalayan species were at their peak whilst we were there. These include rhododendrons, primula, impatiens, draba, anemone, gentiana, meconopsis, saxifraga, and viola. I was quite interested in the South American flowers as I will probably never visit that continent. The climate in the southernmost section of South America is so cold that many plants are unable to grow. However, the tall, southern beeches (*Nothofagus*) grow well in Tromso. The daisy shrub *Chiliodendron diffusum* grows there and they have now planted *Araucaria araucana*, commonly called the monkey puzzle tree. This is an evergreen tree growing to a trunk diameter of 1 to 1.5m and a height of 30 to 40m. It is native to central and southern Chile and western Argentina.

Geographical collections are mostly grouped in designated areas. But there are also beds representing individual plant families or genera. These include a collection of saxifrages that is probably the best outdoor assemblage

6



Tromso Gardens



Tromso Gardens

anywhere. There was a huge range of rhododendrons, primulas, ranunculi, anemone and asters.

The ranunculi such as the alpine buttercups (*ranunculus spp.*) were everywhere and they can be found in alpine meadows in high mountains throughout the northern and southern hemispheres. The windflowers (*anemone narcissiflora*) were just finishing but they made a pretty picture.

One of my favourite flowers was the *primula vialii* (Primula Red Hot Poker). In Australia, seeds are obtainable for Diggers. They are like a cluster of little rocket ships ready for take-off into the stratosphere; this is quite an unexpectedly showy, little primula. They display red-violet candles throughout the warmer months in Australia.

Hansine Hansen's cafe is open every day during the period 30 June until 15 August and we enjoyed a Scandinavian coffee and waffles there. Sitting near the cafe, we were able to



Primula vialii (Primula Red Hot Poker)



Lonicera caprifolium (Honeysuckle)

observe many different varieties of *Lonicera caprifolium*.

Another delightful flower, *Lonicera caprifolium* (honeysuckle) is a vigorous, deciduous climber with light bluey green, oval leaves and very fragrant, yellow, tubular flowers that can be tinted with pink. I know it is a weed in Australia, but it is such a pretty flower. There are many varieties of honeysuckle and it is an easy plant to grow – perhaps too easy!



Salvia officinalis



Tromso Gardens



Hansine Hansen's Cafe

Bolobek 2023

Text and Photos by Lyndi Garnett

The gods were smiling down on us for our weekend up in the beautiful Macedon Ranges at Bolobek. Weather wise, it was magnificent, not cold or windy and not too hot in the sun on Sunday.

For those who haven't been to Bolobek, either to visit their wonderful garden or to help out at our Salvia Stall, Bolobek is a huge, sheep farm with very well-tended paddocks, large trees planted within all the paddocks, and loads of frolicking lambs beside their mothers. A gorgeous scene when slowly driving through the property to set up our stall.

This year, the layout was extended and expanded with many new, small stalls lining the driveway by the entrance, so the public got first pick of all the exciting products from these stalls before finally coming around the corner to some of the large nurseries and of course the Salvia Study Group stall. We were all situated in a big, square lawn area (a bit soggy, so no one had to wear clean shoes).

Clivias were the plant of the day. With so many new varieties and colours now becoming available at reasonable prices, they seemed to continually walk out of the tent, along with the beautiful Iris's from Whitehouse Nursery, the

wonderful, big clematis saucers from Alameda Nursery and all the huge array of perennials from Ben and Sharon's stall just behind us.

Interestingly enough there were a number of garden furniture, tools and garden implement stalls dotted around. These did a roaring trade with so many interesting ideas walking past. These were duly inspected and various items bought.

Our stall was well sited being the first seen on entering the lawn. These days we're allowed to extend our tables beyond the tent, so the tables laden with Salvias could be seen a distance. Our cashier table and helpers were able to sit/stand at the front just waiting for customers to roll up and be served. Another feature we have begun to implement is a table of small vases of flowers. These always seem to entice people to come and see what all the pretty flowers are about. They are a selection of flowers seen flowering in the garden, and we never have enough pots to satisfy everyone who wants one. So often we see members of the public walking up to the table saying "I want one of those" or "I'll have one of that, and that lovely pink flower, and that one over there". That is what is known as "Flower Power". It pulls everyone in. That

small idea of showing flowers we learnt very early on when Trudy Fry brought a huge vase of flowers to Pakenham and every one clamoured around to see these wonderful new flowers and what were they. As we were running out of plants quickly, the next stage is to put their name on the "Want List". From there they will receive a phone call either before the next major selling Event to say their plant is ready to be picked up or held until next year's event.

Our stall of course was a great success, almost selling out of blue and purple



Salvias. Being in a frost prone area, the public were continually asking for frost hardy Salvias, (thank goodness for the South African Salvias). They came in for a hammering, just walking off the table, those, the Mediterranean ones, and any herbaceous Salvias that we had. We were lucky that we were able to restock the tables again for Sunday, and then the same thing happened, everyone wanted blue and purple Salvias. As you can imagine, we are now madly taking cuttings of all that is blue and purple.

We were very lucky as Russell Cheal brought up a bountiful supply of beautiful, flowering Salvias in all colours. Of course, everyone was drawn to these flowering plants. I had to keep a number of them back to place out on Sunday, but that didn't deter people who saw them at the back of the tent, they just helped themselves, until we mentioned that they were not for sale, but were happy if we could find them a pot, even if it didn't have a flower.

Thank goodness for the numerous photos on the stands which really helped sell quantities of reds, yellows and pinks. For some reason no one wants pinks and yet there were some gorgeous pinks in every shade possible. The other request made by the public was for shade plants. "What grows in the shade?" As so many properties now have shade trees, people are wanting to underplant in the shade or plant some of the taller varieties in among a shady, shrubby border or under Eucalypts.

It's always fascinating dealing with the public and what they're wanting, helping them with their needs. So

many Salvias can fill those spaces, but certainly it's a challenge sometimes to think of what might grow in that position.

At the end of Sunday, it was time to pack up and go home. I'd like to thank all the members who came to give a helping hand, who travelled from far and wide – Geelong, Redhill, Brunswick, Balwyn, Ivanhoe etc... They all did a magnificent job, earning a sit down with a drink of water or cup of coffee. Thanks to their help, we were packed up within an hour, leaving the tent as empty as we had found it.

We would certainly welcome any member who wants to learn more about Salvias. If they want to give a helping hand at any of these selling events, it a great place to learn. Just phone Lyndi and let her know.



South West Report from Ashford Park

Text and Photos by Daryl Lyons and Janine Molan


The last few years we experienced relatively dry winters until we reached August, which is pretty much ideal for both farm and the garden. However, this year we were under water in June, and it stayed wet until the end of August. Many of our salvias had never experienced such constant wet conditions, the end result being a higher attrition rate than normal – especially in some of the small leaf varieties which are not keen on constant wet feet. A few of the newer PGA varieties such as *Ostentatious* and *Lavish* didn't handle the winter either.

In a garden, you are always adapting, and we have already begun building up garden beds so they drain better in future. The other thing learnt is that for varieties that have struggled to get through winter, it pays to have replacements started in Autumn and kept in pots in the glasshouse throughout winter. For example, it was with much pleasure that we recently brought out a replacement *Salvia darcyi*, to replace the one that had died.

At the time of writing (mid-October), things have dried out and growth in the garden has exploded. We have rapidly replaced the salvias that were lost and by the end of November the garden will be back to its best. With the cold climate down here, only a few of our spring flowering salvias are out so far, with most of the colour at present coming from our Weigelas, Lilacs, Viburnums and some of our winter flowering salvias.

For those members who came down to our garden almost two years ago, they may remember going to my sister's garden on the Saturday afternoon. Her husband has always been the train buff with a large HO model railway layout. Well, he finally received permission from my sister to install a nine-inch garden railway. A full loop track has been carved through the garden, the layout including a twenty-five-metre trestle bridge, brick culverts and a heritage looking engine shed. Now you can ride the railway to view the many salvias and other cottage plants in the extensive garden.

Happy gardening, Daryl and Janine



New Members' Lunch

Text and photos by Norm Winn

On a pleasant spring morning in September our Committee Members set up the lunch area on the Emerald Museum forecourt, ready to accept our New Members for their luncheon. As the sun poked through the clouds a warm welcome was extended to twelve New Members. Some folk from the Geelong Botanical Gardens Management attended, further extending and cementing the Salvia Group's relationships with outside organisations who are willing to use and promote the growing and propagation of the Salvia genre.

It was interesting to hear the exchange of ideas, activities and knowledge from our New Members in respect to their experiences with Salvias. Some general comments encompassing the scope and purpose of the Salvia Study Group gave our New Members an insight into the organisation they now support and belong to.

A tour of the Salvia Garden was conducted by our Co-ordinator Lyndi Garnett showing attendees the gardens in the existing condition. Much hard work has been applied with the application of fertiliser then mulch to preserve moisture during the coming dry summer period. Diligent pruning has resulted in plant

strengthening and general presentation. Numerous new plantings have been successful, including replacements due to rabbit attacks

In summary it was considered that a very pleasant informative day was experienced by attendees encouraging New Members to contribute to their organisation. Thanks also to Committee Members for their provision of a hearty lunch enjoyed by all.



Heather and Shirley



Lyndi setting out the dessert

New Salvias

Text and Photos by Glenda Sellenger (Perennial Poppies Group)

When searching for new salvias that have recently been released it seems they have appeared on the market as a series rather than individual plants. It is difficult to gauge where some of them have originated and which salvias are involved in the breeding, but I will endeavour to impart what information I have been able to locate.

The Lake Series

The Lake Series (Salgoon) is an interspecific hybrid, the result of breeders combining the best genetic material of different salvia species to create a series with unique characteristics. The Salgoon Series truly makes a difference when it comes to garden performance. Each variety of the series forms strong, resilient plants with many firm, well-filled flower spikes. This series consists of compact, tall and medium varieties and colours ranging from deep purple to lavender, blue and pink. Difficult to ascertain where this series

was bred but Hilverda Florist (Netherlands) is mentioned often.

Varieties in this series include Strawberry Lake, Lake Bachal, Lake Titicaca, Lake Lagoda, Lake McKenzie, Lake Spencer, Lake Victoria, Lake Tahoe, Lake Blueberry, Lake Como, Lake Onega, Lake Flamingo and Lake Garda. Unsure how many of these have made their way to our shores.



Lake McKenzie



Strawberry Lake

The Fashion Series

This series of salvias was bred in the US and is a compact form of the Wishes Series suitable for the smaller garden and supposedly growing to 60cms in height. They are Splendens x Buchanania hybrids, as are the Wishes but not sure where the compact gene fits into the breeding.

In March 2022, Garden Express released Cherry, Rose and Orange in Australia and there is also Burgundy and Pink but haven't heard of them here yet.

I have grown Rose, Cherry and Orange in the garden and so far they seem to have a more compact growth habit but so similar to the Wishes.

The Fisher Series

John Fisher was employed by the NSW Dept of Primary Industries and following his retirement he devoted his time to plant breeding. His most notable achievement was Love and Wishes, part of the Wishes Series. He also bred Ruth, Alice, Petardo, Firecracker and Brittany and I'm sure others that I'm not aware of. Following his death in 2018, PGA (Plant Growers Australia) have recently released the Fisher Series which include Ocean Blue, Vivacious, Ostentatious, Serendipity, Lavish, Glamorous and Elegance. They range in size from 50cms to 1.2m and colours come in the blues, pinks and purples.

PGA have also released Raspberry Perfect Pollinator which they have called a collection so watch this space, there may be more in the pipeline.

In reproductive biology, a hybrid is an offspring produced from a cross between parents of different species or sub-species and all the above certainly come under this huge hybrid umbrella. We salvia lovers are always on the lookout for that new, beautiful salvia for our gardens and undoubtedly there will be new salvias that I have missed but we don't need an excuse to visit the nurseries and maybe spot something NEW that we don't have, like kids in a lolly shop.



Fashion Series Rose



Fisher Series Vivacious

Nobelius in the Spring

Text and Photos by Lyndi Garnett

Now the weather is warming, Nobelius has certainly begun to come alive. All the borders of *Salvia forskaohlei* with their luscious large leaves have burst forth, defining the boundaries of the garden. In the next few weeks, those lovely spires of purple will begin appearing.

As we cut back, fertilised and mulched the Salvias beds during winter, these are now putting on good, new growth and beginning to flower again. So many of the small leaf greggii/ microphylla salvias are either in flower or are in full bud just waiting for those sunny days to burst into flower.

There are still a number of late winter, tall Salvias in full bloom. *S. karwinskii* and *S. dorisiana* are still putting on a good show. For

some reason the parrots have left the *S. karwinskii* alone allowing it to stand out. Others, such as *S. 'Raspberry Surprise'*, *'Timboon'* and *'Romantic Rose'*, are still flowering, but on a lower level.

'Winter Red' is flowering a treat, making this a great, flowering filler for late winter, early spring. It's lovely to see these flashes of colour dotted throughout the back of the beds. Other tall Salvias that are just coming in are the *S. gesneriiflora*'s. Although we have a couple of clumps that didn't like the winter cold. We must have cut down the *'Red Rambler'* at the wrong time; there is a lovely clump in full flower at the top of the bed, the flowers have an iridescent look about them – quite stunning to stumble upon them.



'Greek Skies'



S. karwinskii



'Winter Red'



S. officinalis



'Green Ginger'



S. dolomitica

The herbaceous Salvias are a bit late this year as we've had problems with rabbits. They like those tender new shoots especially if nursery bought. Those that have been in the ground for a couple of years are left – they must already have that sulphur, sage smell that generally deters rabbits, but the new plants, they love. We've had to place netting over those newly planted rows to give them a chance. These will all be looking good within a few weeks, with the peak flowering seen during early summer. These herbaceous Salvias always add so much colour to the beds, adding a filmy appearance as well.

There are so many mid-sized Salvias to consider – to plant as fillers, or behind a hedge, or beside larger shrubs. *S. rubiginosa*, 'Waverley' and *S. corrugata*, *S. canariensis* and 'Mystique' are all in fine form. The beautiful blue of *S. rubiginosa* with its burgundy calyces is always an eye

stopper; coupled with the cerise of *S. chiapensis* or the bright blue of *S. sagittata* and the filmy purple of *S. thysiflora* it is a lovely sight.

Just because there aren't masses of brightly coloured flowers seen from the road, doesn't mean there aren't Salvias in flower. The purpose of the Garden is to walk through the gardens to observe what is in flower and to see how many different Salvias from all over the world grow in our climate. Take the time to visit and walk through the garden. Disregard the fact that it's not a pristine garden, not everything is cut back or a few weeds might be seen, but as these plants are more or less left to their own devices, only pruned once a year, it shows how they grow.


If members would like to help maintain this wonderful, always changing Salvia garden, please contact Lyndi: lgarnett844@gmail.com Ph 9803 4534.



S. rubiginosa



'Red Rambler'



S. thysiflora



'Brilliance'



S. aurea



'Angelwings'

WHAT'S HAPPENING THIS SUMMER

2023

CHRISTMAS AND NEW YEAR 2024

DECEMBER – SUN 3RD

Christmas Luncheon & AGM – Meg Bentley's garden – 3 Fords Rd, Gruyere – 11.30am

Enjoy wandering around Meg's extensive garden.

Bring plants from your garden to share, take home some lovely surprises.

Plenty of parking along the street or closer in Meg's dirt driveway. **Bring a Christmas plate to share.**

Phone Meg to let her know you're coming Ph 0431240971.

WELCOME TO 2024

We begin the year with a garden visit to a beautiful large garden in the Dandenongs

16

FEBRUARY – SUN 25TH

Garden visit to Como Gardens – 79 The Basin, Olinda Rd The Basin – 11.00am

A beautiful garden with a wide variety of rare trees and shrubs.

Keep cool while you wander through the Rainforest or the Como Wetlands, see the local fauna and the numerous bird life. Walk around the lake or travel along on their train.

Tea/ coffee available from the cafe. Bring a plate to share for lunch. Entry fee \$12.00

Phone Lyndi Ph 9803 4534 if coming.



Como Gardens
The Basin, Victoria, 3145

WHETHER IT BE THE PERFECTLY MANICURED GARDENS, OUR VINTAGE CAR MUSEUM OR OUR FULLY OPERATIONAL MINIATURE RAILWAY, WE AT COMO GARDENS WELCOME YOU AND YOUR GUESTS AS WE OPEN OUR PROPERTY TO CLUBS, WEDDINGS, SPECIAL OCCASIONS & COACH BOOKINGS ONCE MORE.

OPEN NOW FOR:
Garden Clubs •
Weddings •
Special Events •
Private Functions •

Como Gardens is home to a wide variety of rare and sublime trees, shrubs & plants that we sub divided into The Gardens, The Rainforest and Como Wetlands. Here you will get up close and personal with magnificent fauna examples alongside our varied bird life that inhabit the property.

more information: www.comogardens.com.au

CALL US TO ARRANGE A BOOKING

0407 572 637

79 THE BASIN - OLINDA ROAD, THE BASIN, VICTORIA, 3145

Email: 79comogardens@gmail.com

CONTACT LYNDI

Email: lgarnett844@gmail.com | Ph (03) 9803 4534

MARCH – SAT 9TH & SUN 10TH

**Ferny Creek Plant Collectors Fair,
100 Hilton Rd, Sassafras – 10.00am-4.00pm**

Come and see our new year's collection with the Autumn Salvias just beginning to come into flower. Now is the time to buy the Winter flowering Salvias. Plant them now so they begin flowering brightly on those cold wintery days.

Plenty of colour and versatility to cover all your needs from the little greggii/ microphylla Salvias.

Ask our members to help you select the right Salvias for your garden.

Salvia Manual and cards available. Place orders early, pick up on the day, so don't miss out. Bring flowers and leaves for identification.

Phone Lyndi: Ph 9803 4534. Email: lgarnett844@gmail.com.



MARCH – SUN 24TH

Elaine Brown's Garden, 32 Jackson Way, Dromana

A beautiful seaside garden overlooking the bay.

A rose and perennial garden filled with so many delights,

A small orchard and beehives, a garden beautifully landscaped, including the adjoining Council reserve.

Tea/ coffee will be provided. Bring lunch to share.

Phone Lyndi if coming –

Ph: 98034534 Mobile 0412 867 994.

APRIL – SAT 20TH & SUN 21ST

**Yarra Valley Autumn Fair & Garden Expo –
125 Quayle Rd, Wandin – 10am- 5pm**

Great lot colours available in pinks, reds, yellows, blues and purples for sun, shade, frost hardy positions, tall and small, we've got them all. Winter Salvias are just coming into flower, with those stunning, in your face flowers, so grab some quickly before they all walk off the tables.

Salvia Manual and cards for sale. Place orders early so you miss out. Bring your lists and flowers to be identified.

Come and say hello! Phone Lyndi: Ph 9803 4534.

Email: lgarnett844@gmail.com



A Favourite Salvia

Text and Photo by Geoff Crowhurst

I had thought of writing about 'My favourite Salvia' but then realised that with so many good salvias it is too difficult picking out just one. My favourite at any given time is the one that is looking the best. And at the moment *Salvia greggii* 'Cherry Red' is looking great.

I got the plant many moons ago from Sue Templeton in Albury. As it happens we could be twins – born on the same day in the same year. I hope she is still okay. The salvia is certainly doing well: planted in the ground where I took up a couple of bricks from the backyard brick paving, and so watering is easy and the roots keep cool in hot weather.

This year, I had every intention of giving the plant a good cut back before it got going in spring, but for whatever reason this never happened. So it is bigger than it would be

otherwise, and is flowering its head off.

Sometimes, as gardeners, things just go well without any effort on our part. I hope this also happens with my first Itoh peony, for which I paid good money at Tesselaars.

The other salvia that deserves mention is *S. chiapensis*, named after a Mexican province. I have it out the front between three Tea roses, in a place that is in full shade in the middle of winter, and full sun in summer. The salvia suckers to fill up all the ground space between the roses, and will flower year-round. At the moment I have refreshed it by cutting it back by half and spreading some old sheep manure around. It is already shooting well and will be back to its former self by Christmas. In the salvia world, there is always something looking good.



Salvia Cards Order Form

Created by Meg Bentley



BEAUTIFUL HAND
PAINTED CARDS

CARDS	QTY	SUBTOTAL \$
Individual cards only \$2.50 each		
<input type="checkbox"/> Salvia gesneriiflora		
<input type="checkbox"/> Salvia micro. var neurepia		
<input type="checkbox"/> Salvia roemeriana		
<input type="checkbox"/> Salvia leucantha		
<input type="checkbox"/> Salvia patens		
5 assorted flowers \$10.00/pack		

CARDS	QTY	SUBTOTAL \$
5 same flower \$10.00/pack		
<input type="checkbox"/> Salvia gesneriiflora		
<input type="checkbox"/> Salvia micro. var neurepia		
<input type="checkbox"/> Salvia roemeriana		
<input type="checkbox"/> Salvia leucantha		
<input type="checkbox"/> Salvia patens		
	TOTAL	

PAYMENT DETAILS Fill in the form and send to:

Lyndi Garnett (Victorian Salvia Study Group)

844 Highbury Rd Glen Waverley VIC 3150 Phone: 03 9803 4534 Email: lgarnett844@gmail.com

Cheque / Money Order: payable to Victorian Salvia Study Group Inc.

Direct Deposit: BSB: 633-000 Acc. No: 116846122 Acc. Name: Victorian Salvia Study Group Inc.

PayPal: online – vssginc1@tpg.com.au Website: www.salvias.org.au **Surname & Initial please (admin purposes only)**

Name:

Address:

Suburb/ Town:

State: Postcode: Phone:

Email:

The Victorian Salvia Study Group. Inc

NEW MEMBERSHIP

Membership includes Salvia News Annual Subscription

(NOT FOR RENEWALS)

Any queries, phone Tine Grimston – see details below

Name:

Address:

Suburb/ Town: State: Postcode:

Phone: Email

Membership includes Salvia News Annual Subscription 1 year (4 issues)

Hard copy posted \$30.00 Online \$25.00

Subscribe for a Friend

Name:

Address:

Suburb/ Town: State: Postcode:

Phone: Email

Payment Details: Fill in the form and send to Membership Officer

Tine Grimston, Membership Officer

Victorian Salvia Study Group Inc.

4 Crimea CIs,

Rowville Vic. 3178

Ph. (03) 0466 285 542 Email: tinegrimston@gmail.com

Cheque / Money Order (payable to Victorian Salvia Study Group Inc.)

Direct Deposit:

BSB: 633-000 A/c No: 116846122 Acc. Name: Victorian Salvia Study Group Inc.

PayPal: online – vssginc1@tpg.com.au Website: www.salvias.org.au

Surname & Initial (admin purposes only) please

A form must be completed with all types of payment and sent to the Membership Officer

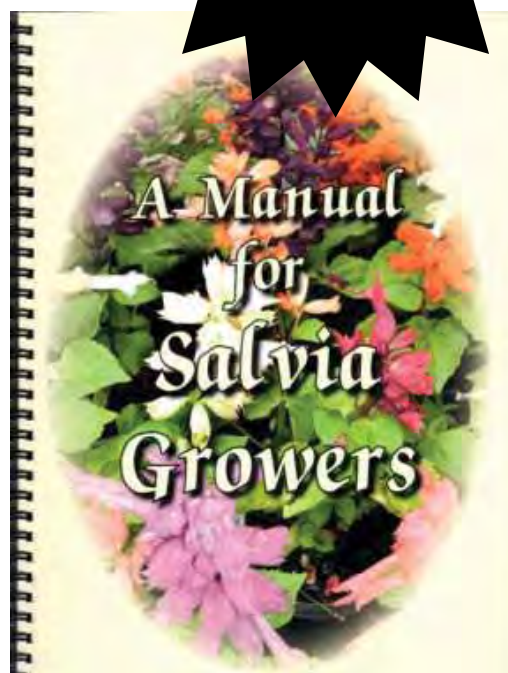
A MANUAL FOR SALVIA GROWERS

by Meg Bentley

There are now approximately
370 Species and Cultivars represented,
202 Photographs, Illustrations and Index

Contents include:

- Botany of Salvia
- Characteristics of Leaves
- Salvia microphylla & greggii differences
- Salvia karwinskii and cultivars
- Purple Majesty and Black Knight
- Salvia Maintenance
- Hardy Salvias and Shade Lovers
- Containers/Hanging Baskets/Hedges
- As an Accent in the Garden
- Propagating and Pruning
- Colourful Tints of Stressed Leaves
- Pests and Disease
- Where to see Salvias
- Cultivation Notes and Name Changes



Quantity	Item	Price per item	Postage per item	Total
	A Manual for Salvia Growers by Meg Bentley	\$30.00	\$10.00	\$ _____
			(Australian postage only)	

- Cheque/Money Order (payable to Victorian Salvia Study Group Inc.)
- Direct Deposit: BSB: 633-000 Account No: 116846122 Account Name: Victorian Salvia Study Group Inc.
- PayPal: <https://www.paypal.com/au/webapps/mpp/send-money-online> (pay to: vssginc1@tpg.com.au)

Name: _____

Address: _____

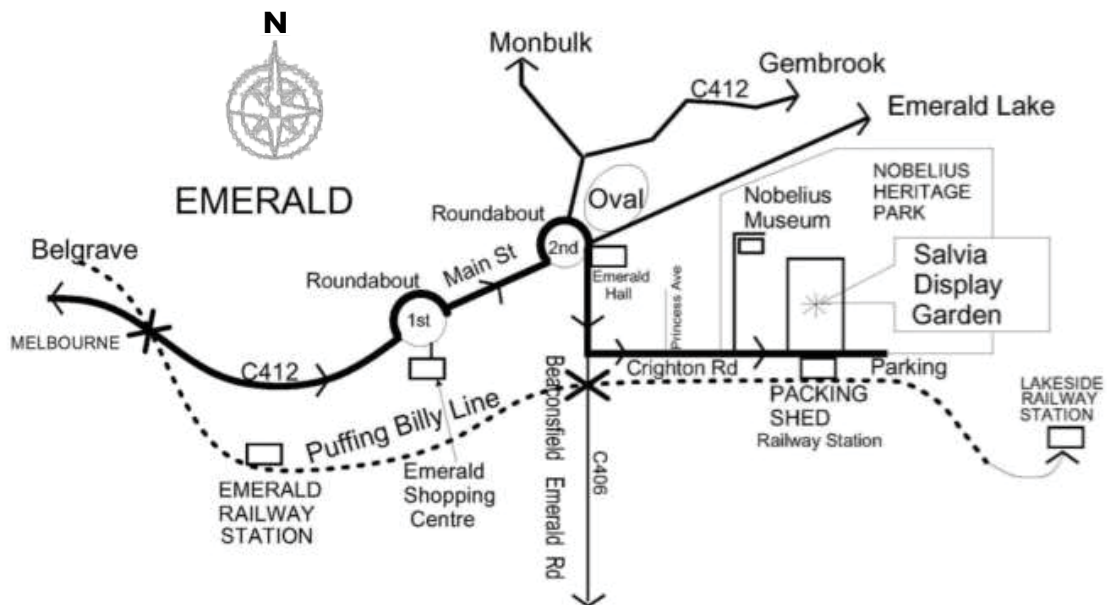
Suburb/Town: _____ State: _____ Postcode: _____

Phone number: _____ Email: _____

Please return completed forms together with payment/proof of payment to:
tinegrimston@gmail.com

Victorian Salvia Study Group Inc
c/- Lyndi Garnett
844 Highbury Road
Glen Waverley Vic 3150

DIRECTIONS TO THE SALVIA DISPLAY GARDEN



ISSN 2208-1089 (Online)

Salvia News is printed by
Eureka Printing
702 High Street Road, Glen Waverley Vic 3150