

Salvia News

NUMBER 92



Official Newsletter of the
Victorian Salvia Study Group Inc

www.salvias.org.au

Spring 2023

VICTORIAN SALVIA STUDY GROUP inc

Lyndi Garnett: 844 Highbury Rd, Glen Waverley 3150
Phone: 03 9803 4534 Email: lgarnett844@gmail.com

www.salvias.org

Find us on  **Salvia Study Group Vic**

THE AIMS OF THE SALVIA STUDY GROUP ARE;

1. To grow and collect Salvias for the purpose of enjoyment and study
2. Promote and encourage the growing of Salvias
3. Correctly name existing and new salvias
4. Maintain our Display Garden at Nobelius Heritage Park for the Group & the general public

The Group is a Not for Profit Organisation. Any monies received are used to run the Group's activities and for the planting and maintenance of our GPCAA (Garden Plants Conservation Association of Australia) registered garden collection. ('Plants Trust' has been a shortened, more comprehensive name for the GPCAAA and has been used for quite a while now).

GROUP CO-ORDINATOR	Lyndi Garnett lgarnett844@gmail.com	03 9803 4534
ASSISTANT CO-ORDINATOR	Jillian Barkell	03 9756 6361
SECRETARY	Heather Lucas	0417 056 179
TREASURER	Gordon Donaldson	0411 111 979
MEMBERSHIP OFFICER & EMAIL NOTICES	Tine Grimston tinegrimston@gmail.com	0466 285 542
GENERAL COMMITTEE	Norm Winn	0438 733 060
EDITOR'S ASSISTANT & PUBLICITY	Andreina Chinn andreina.chinn@gmail.com	0404 429 327
SUB EDITOR & DISPLAY COORDINATOR	Jillian Barkell	03 9756 6361
SEEDS OFFICER	Wayne Burgess Wayne_burgess@optusnet.com.au	03 9728 1144
COMPUTERS	Brett Horan	0405 76 2123
FACEBOOK	Julie Kavanagh jules.kavanagh@gmail.com	0408 122 780
PLANT SALES & ENQUIRIES	Lyndi Garnett	03 9803 4534

Graphic Design by Sharon Westin Graphic Design – sharon@sharonwestinshaw.com.au

The views expressed by the contributors of this publication are not necessarily those of the *Editor* or the *Committee* of this Study Group. While every effort is made to publish reliable information, the use of the information is at the discretion of the individual. The Victorian Salvia Study Group Inc takes no responsibility for statements made or opinions expressed. We do not offer treatment or advice.



Welcome to the Salvia News, 2023 Spring edition.

This is an especially, busy season for the VSSG. Coming up are the three, two-day, plant fairs we attend in October and November – Bolobok, Yarra Valley and the Rose Show – where our members will be on duty, selling salvias and answering questions from the many members of the public who attend these fairs.

Then, closely following, is our third Sunday in November highlight, our annual ‘**Salvias at Nobelius**’ sale, and the last sale of the year. This sale has gone from strength to strength with visitor numbers increasing every year, and plants now selling out before closing time.

These selling events are an important part of the Group’s activities, and their proceeds go a long way towards financing the costs incurred in

running the Group – from maintaining our Salvia Display Garden at Nobelius to routine expenses such as stationery. They also give the Group a very public face, and so provide on-going opportunities to promote the Group and its aims.

If you fancy a weekend break, Julie Campbell’s Birchwood Open Garden weekend is coming up at the end of October, with net proceeds going to three local charities. Full details can be found in our Calendar of Events.

Lastly, a big thank you to our Contributors who have again provided the articles and photos that give our News its interesting and informative content, and something for us to look forward to at the start of each season.

Enjoy all those wonderful, spring-flowering salvias, and the birds they attract.

Andreina



CONTENTS

Editorial	1	A Big Surprise for a Newbie Member	11
Calendar of events	2	Winter Flowering Salvias at Nobelius	12
Notes from Gruyere	3	A Coastal Salvia Garden	14
Garden Visit to Di Miele	4	Installation of Root Barriers Nobelius	15
A Gardeners’ Day Out	6	Have you seen these?	16
Salvia ‘Crug’s Cream’	6	News from Southeast Queensland	18
Propagation Day	7	Profit and Loss Statement	20
Gardeners’ Day Out	10	The Victorian Salvia Study Group. Inc	28

**Copy deadline for the next edition of Salvia News is
 1st November 2023**

Please email your articles and photos to: salvia.newsletter@gmail.com

Cover Photo is *S. disermas* ‘Pale Pink’. Photo by Lyndi Garnett

Read more of what's happening this winter on page 22.

We began the year by visiting the Botanical Gardens in Melbourne. A beautiful restful place to begin the year and we will continue to visit more wonderful gardens. So come and join us.

SEPT SUN 17TH | Janice Peeler's Garden | 749 Orrong Rd, Toorak – 11.00am

A beautiful old world garden in the heart of Melbourne. Come and wander to find the secrets of her garden.

Bring a lunch plate to share and a chair. Tea/coffee will be provided.

Phone Lyndi if coming on day – Phone 9803 4534.

YEA GARDEN EXPO 23 & 24TH SEPTEMBER – WE WILL NOT BE ATTENDING THIS FAIR.

THE BEGINNING OF THE SPRING FESTIVALS**OCT SAT 7TH & SUN 8TH | Garden Lovers' Fair |**

Bolobek, 370 Mt Macedon Rd, Macedon – 10.00am-4.00pm

Come and find our new Spring Salvias with lots of variety and loads of colour. Look for those plants for sun, shade, tall screening Salvias, groundcovers, hedging plants and lots more. Bring plants to identify.

Email your wish list, don't miss out: lgarnett844@gmail.com

OCT SAT 28TH & SUN 29TH | Charity Open Garden Weekend – Birchwood Near Benalla | 653 Odea Road Molyullah

Phone 03 5766 6275 and leave a message. We will return your call.

25 minutes from Benalla. From Yarra Valley, take the Swanpool, Tatong route. See web page for more directions and info.

\$8 p.p. entry in support of Cancer Council Victoria, Benalla and Wangaratta Hospitals.

Lunch and Teas available. Craft and Art for Sale. 100% of net takings donated.

Parking and Toilets.

NOV SAT 11TH & SUN 12TH | Yarra Valley Spring Plant Fair | 125 Quayle Rd, Wandin – 10.00am-5.00pm

Come and check out our spring collection of Salvias. Plants of every colour, sun or shade, tall or small. Loads of flowers to take your fancy. Salvia books and cards (by Meg Bentley) will be on sale. Bring flowers to be identified.

Pre order your plants NOW, don't miss out. Pick up on the day.

Email or phone Lyndi with inquiries or to order – Email: lgarnett844@gmail.com or Phone 9803 4534.

NOV SAT 11TH & SUN 12TH | Rose Show | Mt Waverley Community Centre, Cnr Stephenson Rd & Miller Cres. Mt Waverley

Come and see our Spring collection of Salvias with lots of colour and variety. Salvia books and cards (by Meg Bentley) will be on sale. Bring flowers to be identified

Pre order your plants NOW, don't miss out. Pick up on the day.

Email or phone Lyndi with inquiries or to order – Email: lgarnett844@gmail.com or Phone 9803 4534.

NOV SUN 19TH | Annual Salvia Sale at Nobelius | Nobelius Heritage Park, Emerald (Crighton Rd. Beneath the Packing Shed along the Puffing Billy Train Line) – 10.00 am-12 noon

Come early, Bargains for everyone, while stock lasts. Don't miss out. Pick up on day.

Email your wish lists – Email: lgarnett844@gmail.com.

DEC SUN 3RD | Xmas Lunch | 11.00 am

To be announced.

Notes from Gruyere

By Meg Bentley

What is happening in my garden at the moment? Along with problems with deer (yes, some amongst us know all about that), is the fact that all the neighbourhood wildlife elected my garden as their stopping off point for a feed; this I can deal with much better than the deer. The wildlife consists of kangaroos, wallabies, wombats, echidna and not forgetting possums and pesky rabbits, of course. The Powerful Owl has not been around for a while, hence the influx of rabbits. The rest of the birdlife have been going strong, building nests where I haven't pruned and sipping nectar from the salvia flowers. After all, this is really a haven for the wildlife.

Spring will be upon us soon and time to get planting and propagating (not that some of us ever stopped), and gathering loads of mulch for the coming heat of summer. We and the plants will need every bit of it to help keep the roots cool and somewhat moist.

In the last *Salvia* News Winter, Lyndi wrote of her favourite salvia and invited others to do the same. Well, as we all know, it is difficult to name one as our favourite, but I'd have to say at this time of year is just HAS to be *Salvia* 'Timboon'! It starts opening buds in June-July and continues through August, into September, through October to the end of Spring with just a few late flowers in early Summer. Mind you, I do trim off the spent flowers, the ones I can reach which encourages the continual blooming. Naturally, I grow many shrubs of it around my large garden, love its fruity fragrance when flowers are brushed, love the colours of both flowers and calyces, and it is quite a magnet for all the birds to sup on the nectar. A wonderful, shrubby performer, growing to about 3m x 2-3m in my garden; it grows to about the same size as I found it in the garden of a friend in the country town of Timboon, hence the name I gave to this salvia.

I have been asked many times about what I thought its parentage might be; this is not that easy to answer since never having seen it growing in the original garden where it first came from, and the fact that I cannot do a DNA test on it to know its heritage or pin-point the parentage. Unlike those lovely salvias coming onto the

market from the 'creation' of John Fisher's scientific crossing of certain species and cultivars. There are a number of salvias that we can and have grown from seed



that may have been visited by bees and birds and insects, long before we, the growers, have acquired them. These have many look-alikes within the salvia world and one has a job to actually pinpoint who is the actual parent or even plant species itself.

Having looked through the microscope at *Salvia* 'Timboon', I checked out *S. karwinskii* to see any semblance, also *S. involucrata*, thinking of the closest similarities between them, and *S. karwinskii* looks to be the closest both in structure, leaf, flower-calyx and oil gland fragrance, not that this is a criterion, since many species do possess these glandular hair fragrances. Look at *S. 'Romantic Rose'*, for instance, a participating parent could be *S. involucrata*, same too for *S. 'Pink Gruyere'*, but botanists we are not, so we just do the best we can and grow and enjoy these wonderful plants.

I have included photos of the afore mentioned three salvias together, and they show similarities between them.



Garden Visit to Di Miele

Text by Norm Winn. Photos by Norm Wynn and Lyndi Garnett

The Salvia Group's May garden visit was to Di Miele's exceptional garden which is set on a steep slope on the south-westerly side of the hill in Upper Ferntree Gully. On arrival, the 19 attendees moved around to the covered balcony overlooking the front garden then across the road to the valley and the recreational reserve. The mixture of deciduous & evergreen, stately trees in the front garden gave us a pleasant outlook of remaining autumn tonings and evergreens of numerous varieties.

As usual, pleasant, morning-tea eats were provided by our hostess and the many attendees.

It was obvious that the garden extended upwards, quite steeply, from the rear of the stately home.

From the outset, the pathways traversed up the hillside into gardens with many horizontal, interconnecting pathways. Many beds of shrubs and some small trees were interspersed in with vegetable gardens in between garden plants selected to obtain maximum sun traps; a great concept instead of having a single large veggie patch. It's also colourful, giving foliage variation, breaking the garden usage up.

The overall garden planning covering the three quarters of an acre is a masterpiece in its own

right. First came the immense task of carting the pathway barriers up the hill. Then, the hard work really commenced - wheel-barrowing the surface metal covering all the pathways, what an immense task. I nearly burst out in perspiration thinking about it!!!



The next task was to design the watering system then installing it prior to planting out. A very necessary installation particularly when the plantings were in their infancy. Mulchings of various kinds now assist in minimising watering as the plants grow to adulthood. Fertilizing programs using pellets is an annual project but only on parts of the garden as and when needed

Our very generous hostess, Di, kindly offered & gave most of us cuttings from her plants that were suitable for propagating.

The Salvia Group extends our sincere thanks to Di for her generosity in opening her house and garden for our visit. The attendance donations go, in full, directly to the charity Di supports.





A Gardeners' Day Out

By Norm Winn

Gosh, was it ever a Gardeners' Great day out!! As usual, Jillian & Lyndi arrived the day before to set up all the tables, signage & the dozens of plants for sale the next day.

On my arrival, at the pre-arranged time, everything was in place, ready for business. Literature in place on the table, card/cash facilities operable, awaiting the forecast of dozens of prospective public ready to purchase lots of Salvias.

The Salvia Stall area, positioned opposite the main entry to the display area, stood out. Prior to the commencement of proceedings in the Main Hall, we were visited by Jane Edmanson who complimented us on the professional presentation of the Stand, its technical content, and the high standard of Salvias for sale. Interestingly, she returned on two other occasions throughout the day. That was

considered a plus by your Committee Members who worked unstintingly throughout the day: selling, talking to Customers and giving sound advice to the enquiring Public.

Thanks to all the overall day's planning and presentation, Salvias were placed as a genre so useful in beautifying our gardens. Well done to all involved.



6

Salvia 'Crug's Cream'

By Geoff Crowhurst

I bought this little salvia at a Ferny Creek Horticultural Society show. It is sold as *S. 'Cruggs'* or *S. 'Crugs' Cream*, and comes from Japan, or both Japan and China, and prefers a semi-shaded, sheltered position, and moist soil. It is said to be herbaceous, but now (early June) I have cut off the old flower stalks although the rest of the plant remains green. It flowered nicely in autumn, and makes a change from most other salvias. Meg Bentley's "A Manual for Salvia Growers" lists *S. nipponica* 'Fuji Snow' which seems to have quite different leaves; my plant has leaves like a short dagger, with the margins noticeably serrated.



Propagation Day

By Lyndi Garnett

A beautiful, bright, sunny day in the middle of winter dawned for our Propagating Day. But, of course, it was a Salvia Day!

A small group of ladies came to learn how to take cuttings, and pot up rooted cuttings.

I showed the ladies where to cut the stem of the big leaf Salvias, demonstrating where to cut the stem just below the node as the internode is hollow. I explained that the node has the growing cells to produce roots. I then went through the various types of Salvias and their type of growth, explaining that some Salvias are difficult to propagate. Then, I showed how most of the cuttings are tip cuttings of 3-4 nodes, explaining that the flowers and bottom leaves should be removed.

When finished with the cutting, I recommended that it should be placed in a tub of water until ready to put into the pot of propagating mix. This was a mix of 80% perlite and 20% soil or potting mix. I explained what perlite was and the importance of such a mix.

A little hormone powder was used and labels were issued for all the pots. When the ladies were all finished potting their cuttings, I then explained how important it is to place the pot of cuttings onto some soil, either in the vegetable garden, garden bed or in a tray lined with newspaper. I explained that the soil helps bring down the roots, so when the pot is difficult to pick up this



Propagating Day June 2023

indicates that the roots have come down, and begun to grow into the surrounding soil. Now it's time to pot up those cuttings; they should be strong enough to pot up into individual pots.

Jillian then showed the group how to pot up rooted cuttings. She started by showing a pot full of roots, and demonstrated how to gently untangle these new, little plants from one another. She then demonstrated how to place the plants into a larger pot, fill it with soil, give the pot a shake or bang to settle the soil and to get out any air bubbles. The final step was to water the newly potted plant, not forgetting the label.

The day was really enjoyable, especially when a family of kookaburras decided to laugh at us and chase each other through the trees. Then, when they finally stopped laughing, we noticed a king parrot beside us quietly eating into some flowers nearby.

A walk through the garden showed the ladies all the different forms of Salvias, the tall, large leaf Salvias coming into flower, as well as all the work we've been doing with cutting back the small leaf varieties along the paths. All the cherries were in their Autumn glory, and the sun was shining through all the trees. A gorgeous afternoon.



Heather and Jillian at Propagating Day 2023



Wayne's Plant Props



**Garden Sculpture
Bullrush - 1.7 mt tall
\$230**



**Bundling Aid
Simply lay cuttings in frame,
Tie with twine, and remove from frame.
\$85.00**



**Flanged Plant Support
\$50**



**Flanged Plant Support
with Grid
\$65**



**Plant Props.
Single or Double supports
Various Widths & Heights
\$26 to \$37**



**Double Ring Plant Prop
Small \$50, Large \$60**



**Plant Rings
Small \$20, Large \$24**



**Hose Hanger
\$105**



**Crown Planter
With Pot
\$50.00**

Price List / Order form - ###
Email - waynesplantprops@gmail.com
Phone - 0405 410 472

Prices effective July 2022

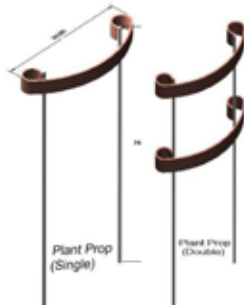


Wayne's Plant Props Order Form

Effective Date, July 2022

Your Details

Name
email
Phone



Choose your height		Choose your width		
Height		Narrow 400mm	Wide 580mm	X-Wide 650mm
Short	750 mm	\$26.00	\$28.00	\$30.00
Medium	1000 mm	\$30.00	\$32.00	\$35.00
Tall	1250 mm	\$32.00	\$35.00	\$37.00
Add \$12.00 to each size, if a Double Prop is required				
Natural finish (will rust)				
Special widths/heights available on request				

Order Qty	Width	Height	D'bl Prop	Cost each	Extended cost
					\$ -
					\$ -
					\$ -
					\$ -



Plant Rings	
Size	Cost each
Small (270mm dia, 700 high)	\$ 20.00
Medium (320mm dia, 800 high)	\$ 24.00
Natural finish (will rust)	
Special sizes available on request	

Order Qty	Size		Cost each	Extended cost
	Small	Medium		
				\$ -
				\$ -



Flanged Plant Support	
Size	Cost each
Lower ring 400 mm dia	\$ 50.00
Upper ring 500 mm dia	
Height, approx 950 mm	
With GRID on top ring - Add	\$ 15.00
Natural finish (will rust)	

Order Qty	Without Grid	With Grid	Cost each	Extended cost
				\$ -
				\$ -



Double Ring Plant Prop	
Size	Cost each
Small - 320 dia, 625 mm high	\$ 50.00
Large - 500 dia, 820 mm high	\$ 60.00
Natural finish (will rust)	
Special sizes available on request	

Order Qty	Size		Cost each	Extended cost
	Small	Large		
				\$ -
				\$ -



Wrought Iron Crown Planter	
Includes 170 mm 'caged' pot	\$ 50.00
Overall height 400 mm	
Can be placed on a surface, or hung from a hook.	
Painted finish (Black)	

Order Qty	Cost each	Extended cost
		\$ -



Decorative Steel Plant Stakes	
Size	Cost each
Standard - 1.0 mt tall	\$ 15.50
Tall - 1.5 mt tall	\$ 18.50
Natural finish (will rust)	
Special sizes available on request	

Order Qty	Size		Cost each	Extended cost
	Standard	Tall		
				\$ -

Total Order Value	\$ -
--------------------------	------

Pickup is from Rowville, delivery charges will apply if required

email order form to -

waynesplantprops@gmail.com

Or take a photo and SMS to

0405 410 472

Gardeners' Day Out

Text by Andreina Chinn. Photos by Lyndi Garnett and Heather Lucas.

After a three-year break, Saturday, June 17th saw the welcome return of the Royal Horticultural Society's Gardeners' Day Out.

This is an annual, full-day conference, and is held at the Deacon University's Burwood Campus in its Rusden Lecture Theatre. Participants attend a series of sessions presented by well-known speakers who, this year, included Jane Edmanson, Karen Sutherland, Attila Kapitany and Craig Castree. The Gardeners' Day Out Market, located in the adjacent, student common-area, is an extra attraction offering a variety of specialist plant and garden product stalls, where, between lectures, attendees can see and buy what's unusual, rare or latest in the gardening world.

The VSSG has had a stall at this selling event for a number of years or, to be specific, since 2012 when the Day Out was titled the RHS Conference, and the venue was the Mt Waverley Community Centre. There were six of us manning the tables this year which should have been plenty. But the lunch break was even more hectic than usual with many questions from shoppers eager to add to their salvia plantings after the pause of the pandemic. So, we were very grateful when some of our VSSG members

who were attending the conference offered to pitch in and help. A big 'Thank You' to those extra helpers. And, for shoppers who missed out on a particular variety that had sold out or was not available on the day, there was the comfort that their hearts' desires could still be met by Lyndi who would propagate that particular plant for them. So, as is always the case with our selling events, Lyndi went home with a long list of propagating requests.

The longish down-times during the lectures give stall helpers the opportunity to take a leisurely wander around the market to spy out what's on offer at other stalls. I bought three, unusual (to me) bromeliads from the Bromeliad Society's large selection and a small begonia on the Melbourne Begonia Society's stall that caught my eye has been added to my collection. Of course, I could not go home without another salvia and, in fact, came away with two – *Salvia* 'Snow White' and *S. involucreta* 'Joan'.

10



Salvia 'Snow White'



Salvia involucreta 'Joan'

A Big Surprise for a Newbie Member

By Margaret Atkinson

For many years, I have visited the Nobelius Salvia Display Garden and bought Salvias available on the group's Sale Days – destination, my rag-tag garden in the suburbs. My other half, whom I will refer to as 'Oh Dear', noted my interest and took it upon himself to enrol me as a member of the Salvia Study Group. And so I have been for the past year or so. (*That's the two of us in Salvia News No 85, page 17, nearest the camera in top-left photo, rugged up with all the other enthusiasts in 2021*).

For years, I have found great delight in seeing green sprouts come from cuttings I have potted. But success can be elusive. 'Oh Dear' labels me an inveterate plant killer but I vigorously refute this. There is no intent on my part to kill. It's just that nature has a way of running interference on my endeavours. In any case, 'Oh Dear' should just remain focussed on the labour he provides.

This winter, an unexpected surprise occurred. Tall shoots appeared among a bunch of random plantings in one corner of the garden. Growth was vigorous and it just got taller and taller. And then flowers bloomed. Not what I had expected from a small ground cover I thought I had originally planted.

'Oh Dear' said he would trim the shoots with his chainsaw but then, he remembered seeing similar, tall growth towering over the entrance to the Puffing Billy Packing Shed. "It's a Salvia Triffid and already twice the height of the fence. I think I will need an axe!" 'Oh Dear' said. "Just hang on!" I rejoined, "It's my turn to research."

With access to library references and the internet, I set to it.

Paying particular attention to plant size, leaf shape, flower colour and density of the calyces, my tentative identification is **Salvia 'Timboon'** – more formally,

Salvia karwinskii X involucreata 'Timboon'. If I am wrong, I will stand corrected. Whatever the outcome, I will feel better educated.

Since the 'Oh Dear' Triffid dwarfs every other Salvia I have planted around the garden, I will trim it when flowering finishes but reflect on how I could better contain, restrain and manage it. I love this plant for its vigour and its beauty but remain gob-smacked at how much of a surprise it turned out to be. Perhaps it hid for a year or so while Covid-19 was running rampant.

Now, as an initiated novice in the Salvia Grower domain, I look forward to more, great surprises with these wonderful plants.



Winter Flowering Salvias at Nobelius

By Lyndi Garnett

As the title implies, Winter Flowering Salvias are flowering now, in winter. Actually, they begin in Autumn when the temperatures begin to cool, and the days become shorter. Most of these Salvias come from high up in the South American, cool rainforests where days are short and the temperatures are cool. The flowering has to do with the amount of day light hours available compared to the number of hours of darkness. I know there is a term for this phenomenon, but I couldn't think of it at the time of writing. (Others will know).

Most of the Salvias we know that flower now are tall and have flowers that are "in your face", meaning that they are large, magnificent, beautiful and gregarious, but not all Winter flowering Salvias grow tall or have large flowers. There are plenty that are midsized or small shrubby perennials. Don't forget that many of the microphylla and greggii varieties will be still be in flower if they haven't been cut back.

Most members will know that Salvia is one of

the few Genera that has plants that can flower all year, and that the Genus is so variable and versatile. This is due to plants being found from all over the world. Plants will come into flower and finish at different times of the year; many have long flowering periods overlapping with one another, and so the cycle never ends except with the seasons.

If you walk through Nobelius and look around, you won't see the tall Salvias that should be in flower. The Crimson Lorikeets have nipped off the buds and flowers, resulting in many plants not having the chance to flower and show us their beauty. It's only from the lower stems that may have been allowed to flower that you can tell what Salvia it is. It's also worth cutting these Salvias down later, or in the new year, so you can keep the plant fairly short. No matter the height, the plant will still want to flower, so we can have a display of flowers at a lower level that the Lorikeets won't disturb. (I'm hoping)

You will see plenty of Salvias in flower: those

12



Raspberry surprise



S. macrophylla

that haven't been cut down and still flowering, those that began flowering in Autumn and those that are just coming into flower. If you bother looking, you will see quite a few in flower, it's just they won't be putting on a massed display.

It won't be long before the Spring Salvias begin to shoot and put on new growth, and then bursting into flower again.

Some Salvias don't do well at Nobelius as it's too cold or too dry in summer, but possibly do better in the home garden e.g. *Salvia carnea*, 'Vanhoutii', 'Costa Rican Blue', 'Black Knight', *albiflora*, *oxyphora* and *mexicana* 'Lime Calyx'. These we can't get to grow in Nobelius because of the weather. But other, smaller Salvias like *variana*, *semiatrata*, 'Lasiantha', *littae*, *confertiflora*, *disjuncta*, *miahutliensis*, *sagittata*, *sagittata x macrophylla* and both forms of 'Envy' grow very well at Nobelius during the colder months, not forgetting two very early herbaceous Salvias, *S. eigii* and

S. hierosolymitana. These appear in late winter, way before any other herbaceous forms begin to appear, to capitalise on the early insects just emerging to hopefully pollinate their flowers as well as providing food for those early insects. Their policy is to "get in there first before all the others arrive", which shows Mother Nature is looking after them all.



eigii



disjuncta



variana



Van houttii



semiatrata



carnea



quitensis



madrensis



miahuatlanensis



hierosolymitana



littae



Annie B



confertiflora

A Coastal Salvia Garden

By Monica Meagher

Twenty years ago, Monica Meagher at Ocean Grove began her Salvia cottage garden. *Salvia semiatrata* thrives in the windy coastal region. "I have used this shrub including S. 'Anthony Parker' as feature plants. In all seasons, there is colour in my garden. The displayed photos are

from my front garden at the end of May whilst S. 'Timboon' in my back garden is about to emerge into full bloom. Overall, my garden gives me great delight with frequent admiration from pedestrians."



Left and right corner: *Salvia semiatrata*.
Middle foreground: *S. chameleagnea*

Left corner: *Salvia* 'Marine Blue'.
Middle: *S.* 'So Cool Pink'.
Right: *S. semiatrata*

Right foreground: *Salvia* 'Waverly'



Salvia 'Timboon'

Installation of Root Barriers Nobelius

By Norm Winn

Early on Saturday morning, 27th May, the Ditch Witch digger was collected from Emerald Equipment Hire to enable a trench to be made around our Salvia Garden, to protect it from the hungry, tree roots in the avenues surrounding the gardens.

Due to the soil improvements being made in our garden, the surrounding avenues of large trees are beginning to send large roots into our gardens, taking advantage of the mulching and nutrients being added to the soil to promote growth in our Salvia garden area.

A quote was organised from professional Root Barrier Installers who were asking approximately \$11,000.00 dollars to install the barriers. That was, understandably, well beyond our limited fund's capability.

Your Committee took the decision, following further, extensive research, that the most effective, affordable means of stopping root penetration into our garden was to install "Root Barriers", a plasticised sheet, installed approximately 550mm deep into the ground, doing the work ourselves.

This entailed digging a trench about 560mm deep, and inserting the mesh on the outer wall of the trench.

Rowan Williams (husband of past committee member, Fiona Williams) volunteered his skills to operate the digger all day. His hard work enabled the Project to be completed. It required his full concentration at all times to ensure that safe working practices were applied throughout the process. The Committee is indebted to Rowan and Fiona and to Michael Peck for all their hard work that enabled the Project to be completed.

Committee Members attending were Jillian Barkell, Gordon Donaldson, Lyndi Garnett & myself: to 'man' the shovels, clean out the trenches, lay the mesh,

then fill in the trench, all resulting in a very neat, finished job by the day's end. Thanks to the ladies who provided tea, coffee and some homemade goodies for enjoyable sustenance.

Hopefully, that Herculean, completed task will minimise root penetration into our well-tended gardens for many years to come.



Fiona, Mike and Gordon



Rowan, Fiona, Jillian and Gordon

Have you seen these?

By Lyndi Garnett

These are the latest offerings from PGA. These collections of Salvias came out in batches over the last season. Have you seen them all? Have you collected them all? Most were seen in Bunnings, but I hadn't seen all the collection until I went to PGA's nursery. Some may have been available in some areas and some in other areas. The collection consists of seven new releases varying from shades of purples, blues, cerise and pink: 'Lavish', 'Blue Ocean', Serendipity', 'Glamorous', Ostentatious', 'Vivacious' and 'Elegance'. All have gorgeous tubular flowers which flower for a long period of time, attracting bees and little spinebills; all make wonderful pot plants and certainly add a lot of colour to the garden.

All these releases are grown in the open at PGA's nursery so are cold hardy. Although they like a sunny position, I think they would appreciate some semi shade, and some



PGA Serendipity



PGA Vivacious



PGA Ostentatious

protection from frost and hot drying winds in summer.

If you have grown some of these beauties what are your thoughts on how they perform?

These Salvias have a mixture of different parents combining a gene pool of *Salvia elegans*, *buchananii* and *guaranitica*. I've noticed that the last lot of releases concentrated on the gene pool of *S. elegans* and *S. buchananii*, but, increasingly, the gene pool is containing parentage of *S. guaranitica*.

You might remember that the 'Wishes' collection were a combination of *S. elegans* and *S. buchananii* and, although there have been various releases of 'Black n' Blue' and 'Black n' Bloom' by other nurseries, they all contained the gene of *guaranitica* and, as such, they have the ability to wander through your garden.

There will be a series or new Salvia releases from other nurseries in this upcoming season many of which will have some of these parents, so keep a watch out for these new releases.



PGA Glamorous



PGA Elegance



PGA Ocean Blue



PGA Lavish

News from Southeast Queensland

By Carol Kerkin (The Perennial Poppies Group Inc)

Earlier this year we managed to mark off one item from our bucket list. We finally made it to the Melbourne International Flower and Garden Show. It had been all planned and organised for 3 years ago but sadly something (Covid) got in the way. So, 2023 was the year; and if we were going to travel all that distance, we were going to make it worth our while and visit nurseries and gardens along the way. We own a station wagon so there was plenty of room for the odd plant or two that just had to come home with us. On my shopping list were watsonias, perennial asters and of course some new salvias. Over the past couple of years, we had suffered a few losses in our salvia collection, some to an exceptionally wet season and others to a long hot stint. But not to be deterred we simply replaced, and yes tried a couple of new ones.

Last Easter we had picked up *Salvia* 'Lake Tahoe' at a local plant fair and upon doing a little

research discovered that there were a number in this series. Although we do have a large garden, the fact that these were supposed to be more compact in growth habit made them ideal for tucking into those little gaps that just needed something pretty to fill them. We now have 4 of the series and all are doing well with lush dense foliage and a long flowering period. We will definitely keep our eyes peeled for others in the series. *S.* 'Marwins Gardens' was picked up and put down again on the nursery bench a few times as I didn't find the label to be all that inspiring. Photo looked much like *S.* 'Follett's Folly' and the foliage reminiscent of a lot of salvias from the *involucrata* or *karwinskii* families. The collector in me finally won out and home it came to hopefully fill a hole in the front garden. Growth was good; healthy and strong but would it be too similar to others when it flowered? Just goes to show that one shouldn't be so sceptical as the bright



Salvia tuerkheimanii



Salvia 'Marwin Gardens'

pink blooms are absolutely gorgeous; strong and upright and the seasonal nectar feeding birds had a feast. I will have to put down a few cuttings so that it can be spread around the garden a bit.

Another newer plant that was gifted to us had me scratching my head in wonder. Surely this stiff glossy foliage didn't belong to a salvia? With a name that was a bit of a tongue twister and not a lot of info on the label, we decided that it would be worth growing even if just for the foliage itself. *S. tuerkheimanii* (Dominican sage) went into the ground and I kept my fingers crossed because the area where we thought that the colour would work well was a very difficult part of the garden with horrible soil that had seen the demise of quite a few plants over the years. Neither the soil nor the conditions deterred this little trooper and as the buds began to form, we would check almost daily for signs of colour. The first few flowers burst forward and while I quite



Salvia 'Lake Tahoe'

liked the unusual soft salmon orange shade, I was not quite sure if I was a confirmed fan. A week later we were hooked, it was simply stunning!! I will be putting in some cuttings as our plans are now to make a sweep of these across the hill because they are coping so well where other plants have shrivelled and died.

And did we come home with any new salvias, ideas or inspiration from our little adventure down south? Are we gardeners or not?? We discovered the Fisher series and bought 4 of them

home to southeast Queensland where they are dotted around the garden for us to keep an eye on over the coming months. So far so good. As for ideas and inspiration: during our travels we managed to earmark an hour or two at the beautiful Lambley Gardens & Nursery, which was mind blowing. If there is anywhere in the world that grows *S. azurea* with such magnificent abundance, then I want to know about it.



Salvia azurea at Lambleys

Profit and Loss Statement

The Victorian Salvia Study Group's Treasurer, Gordon Donaldson, is pleased to present the Group's Profit and Loss Statement for financial year 1st July 2022 to 30th June 2023.

Profit and Loss

Victorian Salvia Study Group Inc.

Date Range: Jul 01, 2022 to Jun 30, 2023

ACCOUNTS	Jul 01, 2022 to Jun 30, 2023
Income	
Donation Received	\$4.90
Plant Sales	\$14,016.71
Salvia Group Membership Dues	\$5,297.79
Salvia Manual Sales	\$185.00
Seed Sales	\$183.00
Total Income	\$19,687.40
Total Cost of Goods Sold	\$0.00
Gross Profit As a percentage of Total Income	\$19,687.40 100.00%
Operating Expenses	
Carry Case	\$47.00
Cash Box Purchase	\$60.18
Design Salvia News	\$1,760.00
Flowers (Gift)	\$128.85
Hire of trench Digger	\$310.00
Insurance – Public Liability	\$540.00
Lodgement of Annual Statement	\$61.20
Memberships of other organisations	\$45.00

Operating Expenses	
Name Badges	\$36.30
Petrol Reimbursement	\$266.47
Place Mats	\$100.00
Plant Labels	\$225.39
Postage & Delivery Salvia News	\$1,549.20
Postage other	\$33.00
Printing Book Mark	\$303.00
Printing Salvia News	\$3,541.28
Printing other	\$207.77
Purchase of Plants	\$4,978.82
Purchase of Potting Mix, Mulch etc.	\$356.07
Rental of Space, Marquees Etc	\$2,173.00
Root Barrier Components	\$973.35
Salvia Manual Commission	\$250.00
Uncategorized Expense	\$420.00
Website Maintenance	\$1,270.08
Total Operating Expenses	\$19,635.96
Net Profit	\$51.44
As a percentage of Total Income	0.26%

WHAT'S HAPPENING THIS SPRING

2023

SEPTEMBER – SUN 17TH

Janice Peeler's Garden Visit – 749 Orrong Rd, Toorak – 11.00am

A beautiful old world garden in the heart of Melbourne.

Come and wander to find secret garden areas.

Bring a lunch plate to share and a chair.

Tea/coffee will be provided

Phone Lyndi if coming (before) Ph 9803 4534 (on the day) Mobile 0412 867 994.

22



CONTACT LYNDI

Email: lgarnett844@gmail.com | Ph (03) 9803 4534



YE A GARDEN EXPO 23TH & 24TH SEPTEMBER – WE WILL NOT BE ATTENDING THIS FAIR.

OCTOBER – SAT 7TH & SUN 8TH

Garden Lovers' Fair – Bolobek, 370 Mt Macedon Rd, Macedon – 10.00am-4.00pm

Come and find our new Spring Salvias with lots of variety and loads of colour.

Look for those plants for sun, shade, tall screening Salvias, groundcovers, hedging plants and lots more.

Bring plants to identify.

Email your wish list, don't miss out: lgarnett844@gmail.com



Cont.. next page

What's On (cont..)

OCTOBER – SAT 28TH & SUN 29TH

Charity Open Garden Weekend –
Birchwood Near Benalla, 653 Odea Road Molyullah

Phone 03 5766 6275 and leave a message. We will return your call.

25 minutes from Benalla. From Yarra Valley, take the Swanpool, Tatong route.
See web page for more directions and info.

\$8 p.p. entry in support of Cancer Council Victoria, Benalla and Wangaratta Hospitals.

Lunch and Teas available.

Craft and Art for Sale.

100% of net takings donated.

Parking and Toilets.

OPEN GARDEN

BIRCHWOOD NEAR BENALLA

Sat. 28 & Sun. 29 Oct.

653 ODea Rd. Molyullah Ph 0357 666275

\$8 Entry, 18 yrs & under free

Salvias, Iris, Peonies, Spring Bulbs & More

Plant Sales, Arts & Crafts

Lunch & Dev. Teas

No wheelchair access

No dogs please.



**ALL PROCEEDS
SUPPORT CANCER COUNCIL Vic.
BENALLA & WANGARATTA
HOSPITALS**



BRR Benalla Residential Rural
Real Estate

**HIDES
BAKERY**

BENALLATRAVEL

NOVEMBER – SAT 11TH & SUN 12TH

Yarra Valley Spring Plant Fair – 125 Quayle Rd, Wandin – 10.00am-5.00pm

Come and check out our spring collection of Salvias. Plants of every colour, sun or shade, tall or small. Loads of flowers to take your fancy. Salvia books and cards (by Meg Bentley) will be on sale. Bring flowers to be identified.

Pre order your plants NOW, don't miss out. Pick up on the day.

Email or phone Lyndi with inquiries or to order – Email: lgarnett844@gmail.com or Phone 9803 4534.



The poster features a vibrant pink background with a large purple and white iris flower on the left. In the center, the event title 'Yarra Valley Spring Plant Fair & Garden Expo' is written in white and yellow. Below the title, the dates 'November 11 & 12, 2023 - 10am-5pm' are displayed in a yellow rounded rectangle. The address '125 Quayle Road, Wandin VIC' and the website 'www.yarravalleyplantfair.com.au' are listed below. Social media icons for Facebook and Instagram are shown with the handle '@yvplantfair'. On the right, a photo of Sophie Thomson is shown with her name and title 'MC & Guest Speaker' in a yellow rounded rectangle. A yellow callout box on the left says 'Check out the stunning Pacific Coast Iris Flower Display'.



NOVEMBER – SAT 11TH & SUN 12TH

Rose Show – Mt Waverley Community Centre, Cnr Stephenson Rd & Miller Cres. Mt Waverley

Come and see our Spring collection of Salvias with lots of colour and variety. Salvia books and cards (by Meg Bentley) will be on sale.

Bring flowers to be identified

Pre order your plants NOW, don't miss out.

Pick up on the day.

Email or phone Lyndi with inquiries or to order – Email: lgarnett844@gmail.com or Phone: 9803 4534.

The Rose Society of Victoria Inc.

Saturday 11 November 1pm - 5pm

Sunday 12 November 10am - 5pm

Mount Waverley Community Centre
Cnr Stephenson Rd & Miller Cres

Cont.. next page

What's On (cont..)

NOVEMBER – SUN 19TH

Annual Salvia Sale at Nobelius – Nobelius Heritage Park, Emerald (Crighton Rd. Beneath the Packing Shed along the Puffing Billy Train Line) – 10.00 am-12 noon

Come early. Bargains for everyone, while stock lasts.

Don't miss out.

Pick up on day.

Email your wish lists – Email: lgarnett844@gmail.com



DECEMBER – SUN 3RD

Xmas Lunch | 11.00 am

To be announced.

Salvia Cards Order Form

Created by Meg Bentley



BEAUTIFUL HAND
PAINTED CARDS

CARDS	QTY	SUBTOTAL \$
Individual cards only \$2.50 each		
<input type="checkbox"/> Salvia gesneriiflora		
<input type="checkbox"/> Salvia micro. var neurepia		
<input type="checkbox"/> Salvia roemeriana		
<input type="checkbox"/> Salvia leucantha		
<input type="checkbox"/> Salvia patens		
5 assorted flowers \$10.00/pack		

CARDS	QTY	SUBTOTAL \$
5 same flower \$10.00/pack		
<input type="checkbox"/> Salvia gesneriiflora		
<input type="checkbox"/> Salvia micro. var neurepia		
<input type="checkbox"/> Salvia roemeriana		
<input type="checkbox"/> Salvia leucantha		
<input type="checkbox"/> Salvia patens		
	TOTAL	

PAYMENT DETAILS Fill in the form and send to:

Lyndi Garnett (Victorian Salvia Study Group)

844 Highbury Rd Glen Waverley VIC 3150 Phone: 03 9803 4534 Email: lgarnett844@gmail.com

- Cheque / Money Order: payable to Victorian Salvia Study Group Inc.
- Direct Deposit: BSB: 633-000 Acc. No: 116846122 Acc. Name: Victorian Salvia Study Group Inc.
- PayPal: online – vssginc1@tpg.com.au Website: www.salvias.org.au **Surname & Initial please (admin purposes only)**

Name:

Address:

Suburb/ Town:

State: Postcode: Phone:

Email:

The Victorian Salvia Study Group. Inc

NEW MEMBERSHIP

Membership includes Salvia News Annual Subscription

(NOT FOR RENEWALS)

Any queries, phone Tine Grimston – see details below

Name:

Address:

Suburb/ Town: State: Postcode:

Phone: Email

Membership includes Salvia News Annual Subscription 1 year (4 issues)

Hard copy posted \$25.00 Online \$20.00

Subscribe for a Friend

Name:

Address:

Suburb/ Town: State: Postcode:

Phone: Email

Payment Details: Fill in the form and send to Membership Officer

Tine Grimston, Membership Officer

Victorian Salvia Study Group Inc.

4 Crimea CIs,

Rowville Vic. 3178

Ph. (03) 0466 285 542 Email: tinegrimston@gmail.com

Cheque / Money Order (payable to Victorian Salvia Study Group Inc.)

Direct Deposit:

BSB: 633-000 A/c No: 116846122 Acc. Name: Victorian Salvia Study Group Inc.

PayPal: online – vssginc1@tpg.com.au Website: www.salvias.org.au

Surname & Initial (admin purposes only) please

A form must be completed with all types of payment and sent to the Membership Officer

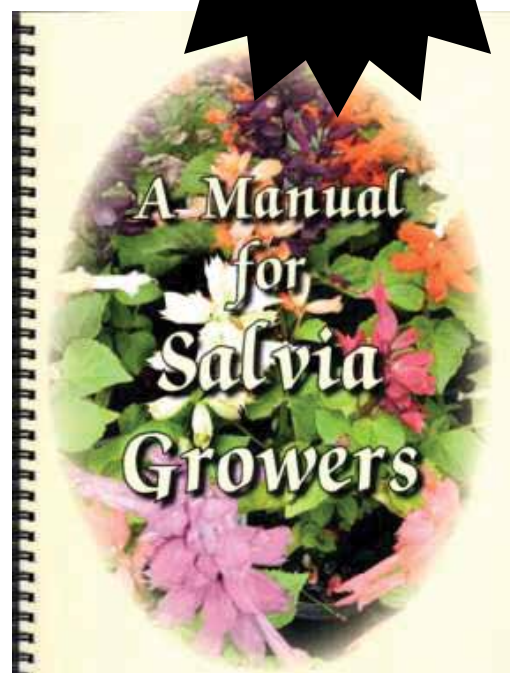
A MANUAL FOR SALVIA GROWERS

by Meg Bentley

There are now approximately
370 Species and Cultivars represented,
202 Photographs, Illustrations and Index

Contents include:

- Botany of Salvia
- Characteristics of Leaves
- Salvia microphylla & greggii differences
- Salvia karwinskii and cultivars
- Purple Majesty and Black Knight
- Salvia Maintenance
- Hardy Salvias and Shade Lovers
- Containers/Hanging Baskets/Hedges
- As an Accent in the Garden
- Propagating and Pruning
- Colourful Tints of Stressed Leaves
- Pests and Disease
- Where to see Salvias
- Cultivation Notes and Name Changes



\$30

plus postage

Quantity	Item	Price per item	Postage per item	Total
_____	A Manual for Salvia Growers by Meg Bentley	\$30.00	\$10.00	\$ _____
			(Australian postage only)	

- Cheque/Money Order (payable to Victorian Salvia Study Group Inc.)
- Direct Deposit: BSB: 633-000 Account No: 116846122 Account Name: Victorian Salvia Study Group Inc.
- PayPal: <https://www.paypal.com/au/webapps/mpp/send-money-online> (pay to: vssginc1@tpg.com.au)

Name: _____

Address: _____

Suburb/Town: _____

State: _____

Postcode: _____

Phone number: _____

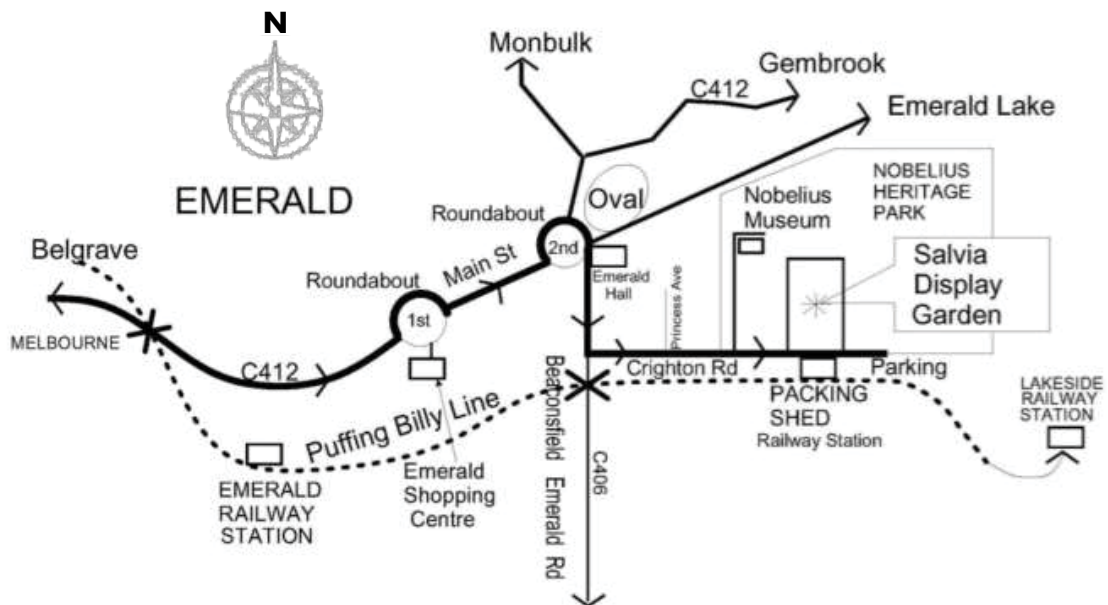
Email: _____

Please return completed forms together with payment/proof of payment to:

Victorian Salvia Study Group Inc.
6 Halcyon Avenue THE PATCH VIC 3792
Enquiries to Jillian Barkell (03) 9756 6361

Victorian Salvia Study Group Inc
c/- Lyndi Garnett
844 Highbury Road
Glen Waverley Vic 3150

DIRECTIONS TO THE SALVIA DISPLAY GARDEN



ISSN 2208-1089 (Online)

Salvia News is printed by
Eureka Printing
702 High Street Road, Glen Waverley Vic 3150