

Salvia News

NUMBER 90



Official Newsletter of the
Victorian Salvia Study Group Inc

www.salvias.org.au

Autumn 2023

VICTORIAN SALVIA STUDY GROUP inc

Lyndi Garnett: 844 Highbury Rd, Glen Waverley 3150
Phone: 03 9803 4534 Email: lgarnett844@gmail.com

www.salvias.org

Find us on  **Salvia Study Group Vic**

THE AIMS OF THE SALVIA STUDY GROUP ARE;

1. To grow and collect Salvias for the purpose of enjoyment and study
2. Promote and encourage the growing of Salvias
3. Correctly name existing and new salvias
4. Maintain our Display Garden at Nobelius Heritage Park for the Group & the general public

The Group is a Not for Profit Organisation. Any monies received are used to run the Group's activities and for the planting and maintenance of our GPCAA (Garden Plants Conservation Association of Australia) registered garden collection. ('Plants Trust' has been a shortened, more comprehensive name for the GPCAAA and has been used for quite a while now).

GROUP CO-ORDINATOR	Lyndi Garnett lgarnett844@gmail.com	03 9803 4534
ASSISTANT CO-ORDINATOR	Jillian Barkell	03 9756 6361
SECRETARY	Heather Lucas	03 9879 5365
TREASURER	Gordon Donaldson	0411 111 979
MEMBERSHIP OFFICER & EMAIL NOTICES	Tine Grimston tinegrimston@gmail.com	0466 285 542
GENERAL COMMITTEE	Norm Winn Jan Cranwell	0438 733 060 0457 633 340
EDITOR'S ASSISTANT & PUBLICITY	Andreina Chinn andreina.chinn@gmail.com	0404 429 327
SUB EDITOR & DISPLAY COORDINATOR	Jillian Barkell	03 9756 6361
SEEDS OFFICER	Wayne Burgess Wayne_burgess@optusnet.com.au	03 9728 1144
COMPUTERS	Brett Horan	0405 76 2123
FACEBOOK	Julie Kavanagh jules.kavanagh@gmail.com	0408 122 780
PLANT SALES & ENQUIRIES	Lyndi Garnett	03 9803 4534

The views expressed by the contributors of this publication are not necessarily those of the *Editor* or the *Committee* of this Study Group. While every effort is made to publish reliable information, the use of the information is at the discretion of the individual. The Victorian Salvia Study Group Inc takes no responsibility for statements made or opinions expressed. We do not offer treatment or advice.



The beginning of Summer seems such a long time ago, but I remember it as being a very slow start to the season with lots of lovely rain. It was also quite unnaturally cold so many Salvias were slow to produce new growth. All that vanished by Christmas, which saw our Aussie summer finally coming in. Actually, the season came with good hot temperatures in spades. Which of course, the plants loved, lapping up all that sunshine, but us humans retreated to our air conditioners!

I was of course nowhere to be seen. I was in Europe, in the Artic Circle of Norway with snow and very mild winter conditions. It was so lovely to have snow falling on my face with quite big snowflakes that were very wet indeed. It was really lovely to have the snow falling in a flurry, swirling all around. A real delight for someone who doesn't see snow often.

The countryside was a bit bleak – the colours being only white, black (stems of deciduous trees) and

a grey/black sky all day! I even saw where Father Christmas and his dwarf reindeer come from.

By the time we reached England, the weather was mild, raining, blustery with a tepid sun showing through; but the task of the day was to identify all the deciduous trees with their tracery of branches. Skylines of Oak, Birch, Ash, Prunus and hedges of Beech. I could hear a lot of birds but they were hiding in the hedgerows.

Coming home was gorgeous; warm sunny days with green Eucalypts lining the road. But, the driveway and garden were covered in inches of leaves and bark and there were spider webs everywhere.

All cleaned up now and I'm ready to attack the overgrown Salvias in the garden, collecting seed and preparing the garden for the Autumn show of colours.

Lyndi

CONTENTS

Editorial	1	Birchwood near Benalla	8
Calendar of events	2	News from Queensland	11
Notes from Gruyere	3	What's Happening This Autumn	12
My Favourite Salvia	4	Monash Open Garden Festival, 2022	17
A Tale of Two Salvias	5	Facebook	18
Wonderful Salvia Friends/Gardeners	6		

**Copy deadline for the next edition of Salvia News is
 15th May 2023**

Please email your articles and photos to: vssged@gmail.com

Cover Photo is Salvia 'Easterbonnet.' Photo by Lyndi Garnett

Read more of what's happening this summer on page 12.

We began the year by visiting the Botanical Gardens in Melbourne. A beautiful restful place to begin the year and we will continue to visit more wonderful gardens. So come and join us.

MARCH SAT 4TH & SUN 5TH | Whittlesea Garden Expo |**Salvia Group will NOT be attending this event – 9am-3pm**

Enjoy a day out at the first gardening show for 2023. Lots of plant stalls and all things associated with gardening.

MARCH SAT 11TH & SUN 12TH | Ferny Creek Collections Expo |**100 Hilton Rd, Ferny Creek – 10am-4.00pm**

Come and see our new season's Salvias. All those fresh vibrant colours to choose from; not forgetting the Autumn and Winter flowering Salvias, already in bud. Salvia books, Salvia placemats and cards (by Meg Bentley) will be on sale. Bring flowers/leaves to be identified. Pre-order your plants NOW. Pick up on the day.

Email your wish list: Igarnett844@gmail.com. Don't miss out!

Email or phone Lyndi with inquiries or order Ph 9803 4534.

MARCH SUN 26TH | Peter Clarke – Garden Visit |**12 Halcyon Rise, Mornington – 11am**

Come and see a garden full of Salvias as they should be grown. A wonderful garden to wander around, checking out all the different Salvias that Peter has collected over the years. A brilliant garden to visit.

Tea/Coffee provided. Bring a lunch plate to share, a chair, camera and a hat.

Phone Norm Winn 0438 733 060 or Lyndi 9803 4534 if coming.

APRIL SAT 22ND & SUN 23RD | Yarra Valley Autumn Festival |**125 Quayle Rd, Wandin – 10am-5pm**

Come and check out our autumn collection of Salvias; every colour, sun or shade, tall or small. Salvia books, Salvia placemats and cards (by Meg Bentley) will be on sale. Bring flowers/leaves to be identified.

Pre order your plants NOW, don't miss out. Pick up on the day.

Email or phone Lyndi with inquiries or to order: Igarnett844@gmail.com or Ph 9803 4534.

MAY SUN 21ST | Di Miele Garden Visit |**63 Ferndale Rd, Upper Ferntree Gully – 11am**

A magnificent garden created on a slope, beautiful vistas, gorgeous hidden gems found as you wander along the steps. So many beautiful plants, so many ideas to think about.

Entry fee \$5.00 for charity. Tea /Coffee provided. Bring a lunch plate to share.

Email or phone Lyndi if coming: Igarnett844@gmail.com or Ph 9803 4534.

JUNE SUN 4TH | Propagating and Potting up Day | Nobelius Heritage Park,**Crighton Rd, Emerald – 1-3pm (On the lawn in front of the Emerald Museum)**

Learn how and when to propagate Salvias, take cuttings of difficult Salvias. Learn how and when to pot up those cuttings or repot plants. Take home pots of cuttings, repotted plants.

Bookings essential; Email or phone Lyndi if coming: Igarnett844@gmail.com or Ph 9803 4534.

JUNE SAT 17TH | Gardeners' Day Out (back again!) | Rusden Theatre Deakin**University, Burwood Hwy, Burwood**

The Royal is back again for a great day full of speakers about your garden.

Come and seek out those winter flowering Salvias, so full of colour they attract the birds.

Salvia books, Salvia placemats and cards (by Meg Bentley) will be available. Bring flowers/leaves to be identified. Pre order your plants NOW, don't miss out. Pick up on the day.

Email or phone Lyndi with inquiries or to order: Igarnett844@gmail.com or Ph 9803 4534.

Notes from Gruyere

By Meg Bentley

While it has been a funny old Summer, hot, cold, wet and sunny, I'm sure the plants may be as confused as we are, although the plants have enjoyed the odd times it has rained which has boosted the growth of plants including the weeds.

By the time you get this edition of Salvia News into your hand, it will be Autumn and many out there in the salvia world, like me, we will be thinking of propagating salvias, just one or two perhaps.

Tip cuttings on many of the salvias where stems have hardened slightly will be ideal, including side shoots and this applies to all shrubby / bushy plants but not of course to the herbaceous perennials that haven't yet died down, these can be divided over Winter/ Spring before new shoots emerge. Best to use material that is strong and has not flowered so that the hormone balance triggers root development, whereas tips endowed with buds will put energies into reproducing flowers and seed. Flower buds could be removed earlier to encourage more growth for cutting material.

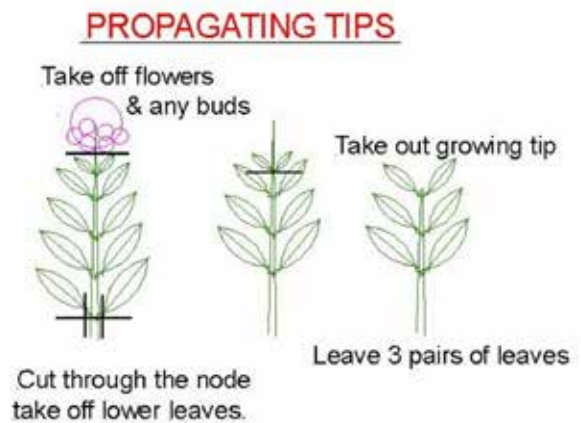
Some people use hormone powders or gel, even honey to dip the cuttings in and then place them into a propagating medium. Larger leaved salvias may need the leaves reduced by half to stop expiration (wilting) but the smaller leaved salvias manage pretty well if they are not too bushy.

With my cuttings, I usually make sure I have 2 or 3 nodes clear of leaves and place them down into the prop mix. With larger leaved salvias their nodes are usually further apart but the same applies by pushing the stem into the mix to cover 2 or 3 nodes. Water the cuttings in and place them in a protected spot out of direct sun. If putting several cuttings into the one pot to save space, then once rooted they become harder to separate but soaking in diluted seaweed solution helps to overcome shock when repotting the cuttings. Then water them in with the rest of the diluted liquid. It's always best to take cuttings from hardened newer growth or side shoots rather than a stem that has previously flowered or coming into flower as the hormones are balanced to produce flowers and seed, rather than root growth. If flower buds are present on

a small cutting, remove them to help encourage root growth.

Many salvias whether home grown or from the nursery, can have long stems between the soil and lower leaves and if planted out, exposing that long stem above the soil can be subject to wind damage. I have always recommended that salvias are happier planting deep like a tomato, up to the first set of leaves. This gives the plant a much better chance to be sturdy against the wind, keeps the roots cooler and also encourages the plant to take root closer to the soil along these lower branches. Of course, this only applies to the shrubby type of salvias and not the herbaceous perennials with basal leaf growth. For some people, it has been a different 'mind-set', having been told for years to plant only to the depth it was growing in the container. Certainly, this is suitable for many trees and shrubs including fruit trees but not necessarily the requirement for salvias. When you do plant out your salvias, nip the tip growth to help encourage a more compact, shapely plant.

The choice of salvias is endless for propagating at this time of the year so enjoy, have a go!



My Favourite Salvia

By Lyndi Garnett

There are so many beautiful Salvias, it's so hard to choose just one, but at the moment I would have to say that Salvia 'Mulberry Jam' is my favourite.

This is one of those plants that you can pop in here and there around the garden to add some welcome colour when there is too much green or you want a burst of dark crimson to foil a bed of white or to add a contrast to blues and purples. It's perfect.

This crimson beauty grows about 1.2-1.5m, is slender and upright with lovely dark leaves,

so can easily fit in among other shrubs. I love the way it just pops up it's head of crimson flowers to say 'Here I am' and at the moment it is flowering a treat in my garden and up at Nobelius in the Display Garden.

An easy plant to grow, liking a sunny spot, but not a hot, windy position; winter hardy and if positioned among other shrubs, they will give protection from frost.

A gorgeous flower to have in the garden during Summer and Autumn.

4



Salvia 'Mulberry Jam'

A Tale of Two Salvias

By Geoff Crowhurst

This time I will mention two salvias in the blue-purple range. The first is the quite well-known *S. forskaohlei* which hails from Europe to Greece and Turkey, and seems to do better with a bit of shade. The name can be spelled different ways, and Betsy Clebsch's book gives the plant hunter who discovered it as Peter Forsskal. My plant lives in the shade of a clump of Nepalese Blue bamboo and the species *Rosa willmottiae* and gets very little attention apart from watering. Last year it seeded itself around and I potted up little plants for the local garden club. For those not familiar with it, the plant has a clump of basal leaves, with new shoots coming in spring. Removal of old flower heads will encourage re-blooming.

The second salvia is a rather uncommon greggii type, *S. 'Mirage Purple'*. No *greggii*'s with this colouring are mentioned in Meg Bentley's *A Manual for Salvia Growers*. I came upon it quite by accident on a neighbourhood walk, when I saw a small plant in flower in a nature-strip planting. I came back to get a few cuttings. A compact plant now grows in a large pot next to *S. greggii* 'Cherry' which I got years ago from Sue Templeton. The purple and red show each other off. Lyndi Garnett identified the plant for me. I cannot work out where or when it may have originated. Lambley Nursery has it, as does the on-line Garden Express, along with the wholesalers Ball Australia. It is probably the same as the RHS (UK) listing of *Salvia* 'Mirage Deep Purple'. This is a salvia well worth having.



Salvia forskaohlei



Salvia Mirage (Deep) Purple

Wonderful Salvia Friends/Gardeners

By Heather Lucas, Heathmont, Victoria

Gardeners are wonderful people (not half biased am I) not only because they are nurturing people who take care of and lovingly tend to their plants, but also because they are also extremely kind and sharing souls, letting fellow gardeners take cuttings and even sometimes digging out some plants to share. I have been extremely lucky to have some fabulous gardening friends who have both let me take cuttings and have also given me plants. So I thought why not thank these people (you know who you are) and tell our Salvia News readers about the many plants I have in my garden that have been obtained from them.

Wendy Smith was a treasure, always very happy to share her vast knowledge, let you take numerous cuttings from her garden and gave away many plants that she had potted up. Firstly, this is not a salvia, but a tree and I want to honour her memory and how lovely, kind and generous she was as she did sadly pass away in 2021. Now firstly, this tree was growing in her garden when I went there on a garden visit to her house when she lived in Rosebud (what a garden) and I admired at that time, a smallish, bush like plant and she said, "I have one in a pot, would you like it" and of course I said yes. So this tree is an *Lochroma* which has beautiful purple tubular flower clusters in late summer and grows to 1.5 metres. Well someone didn't give

my tree the memo on height as it is at least 5 metres high, which could have something to do with the fact that I haven't cut it back at all and supposedly you can prune it back hard and even to the ground! Still it is a wonderful, huge tree and always puts a smile on my face when I look at it and think of Wendy.

There is also one person whose heart and sharing knows no bounds and is very happy to share and talk about salvias. This person loves to grow salvias from seed and may I say they do a wonderful job and have a great germination rate. Me, oh boy, so hit and miss, especially over the last couple of years, however I have had success with my last effort and am so happy that I have some lovely little seedlings. *S. coccinea* 'Alba', *S. disermas* compacta, *S. gesneraeflora* 'Stained Calyx', *S. jurisicii*, *S. nemorosa* 'Lubecca', *S. personata*, *S. 'Shangri-la'*, *S. subrotunda* and *S. tingitana* all survived out of 48 different types of salvia seeds sown. So 9 out of 24, mmm not such a good germination rate, but the best I've had in a while. Now I digress, the plants I have are too numerous to list from this person, but I have some really wonderful treasures that he (mmm a clue) grew from seed. *S. bogotensis*, *S. bulleyana*, *S. cyanicalyx*, *S. florida molinopampa*, *S. leucocephala*, *S. orabignae* and *S. variana* to name a few.

6



Salvia Tortuosa



Salvia Bogotensis

Now this wonderful lady, who is incredibly knowledgeable about all things salvias, but not just plants, but right down to the nitty gritty plant knowledge and the generosity of sharing her garden for numerous visits and functions, has a heart of gold. I've had the pleasure of sharing a weekend away to Birchwood near Benalla (superb garden, wonderful couple, go visit) with her and have benefitted from her knowledge and generosity of sharing plants and cuttings. *S. chinensis*, *S. cuatrecasana*, *S. lasiantha*, *S. melissodora*, *S. oppositiflora* and *S. tortuosa*, to name only a few, can't believe the number of salvias/cuttings I have received from her – can't express how much it has meant to me.

There is also another super gardener who has shared her garden for functions, garden visits and lets you take whatever cuttings you like. Has the most eclectic collection of garden art, is very talented at putting it all together and has the most wonderful specimen of *S. 'Omaha Gold'* I have ever seen – thank you.

Now I am going to name this person too, like I did Wendy Smith, our multi-talented, sooo hard working, very knowledgeable and wonderful friend, Lyndi Garnett, thank you, thank you, thank you for everything.

Please, to all the other wonderful friends and gardeners who have shared their gardens, plants and cuttings a big thank you, but if I wrote a section on all of you in this article it will never get finished!!

Okay, I think I have rambled on enough and just want to say 'to all the wonderful fellow gardeners a huge thank you for sharing your gardens, cuttings and plants, you have truly enriched my garden and life'.



Salvia Lasiantha



Salvia Melissodora

Birchwood near Benalla

By Julie Campbell

In March, we were very fortunate to visit Birchwood near Benalla which is owned by Julie and Gary Campbell.

This is a one acre property set in between rolling hills and farmlands. This garden is used mainly for charity and open garden weekends and weddings. It's open from September to 1st July.

Our group of eleven people strolled through the many varied garden beds and nature areas.

We were staggered by the number of different Salvia varieties on display. And this was only the start of the autumn colours!

As we walked through the front gate, we realised that this was an extremely well looked after garden. The paths were carefully raked, the lawn edges trim and tidy but there was a quality of peacefulness you could feel in the surroundings..

On the eastern edge of the built-up borders,

the Salvias, Roses and Petunias were all worshipping the sun, brightly coloured and glittering. Then you walked around another wall, and you were welcomed with autumn toning, not in leaves, but yellow, orange and rust coloured flowers beneath the shaded trees.

On the western side of the garden, the tougher dry climate plants are installed to keep the fierce summer heat out of the house and inner garden beds of more delicate species of plants. Here the larger Salvias and Grevilleas were attracting the bees and butterflies to collect the pollen and to pollinate the garden. Summer dahlias were still on display as were many of the perennial plants.

As we headed to the back of the garden to the vegetable gardens, we gently brushed against the many coloured salvias that spread gently over the paths. By this time, the heat from the sun was becoming warmer, so we headed for

8



Julie and Gary at Birchwood



West side garden (Birchwood)



Salvias every where (Birchwood)

the overhead shade of the native trees to look at the veggie patch and the new area of native trees and shrubs.

The white plants were more formal as this is where special events such as weddings, birthdays and club outings are held. Well-manicured lawns were surrounded by white Azaleas, Salvias and Roses.

We sat under the shaded verandah and enjoyed morning tea of scones, jam and coffee/tea and casually ate and talked surrounded by lush greenery and vases stunning with many coloured salvia cuttings. Right throughout the garden, there are many sculptures and rock features to whet your appetite.

I feel I must visit this garden in spring to see the bulbs, Watsonias, Clivias, and Peonies. The Roses and Lilies would look stunning in early summer.

I love Salvias but I am unable to name the varieties in the photographs. Hope that you enjoy viewing them without being named.

I would recommend you visit this stunning property, whether with a group or as an open garden. Visit the website www.birchwoodnearbenalla.com.au, or Facebook Birchwood Near Benalla. You can contact Julie Campbell on 03 57 666275 or juliecambellcecil@gmail.com.



Border garden on East side (Birchwood)



Julie Campbell's garden - walking towards the back of the garden west side

News from Queensland

By Lynn McAllister – The Perennial Poppies Group Inc.

Winter and spring gardening here really are wonderful. I can stay out in the garden all day with no sunburn, hosing isn't such a relentless demand as in the hotter weather, so there is time to stand and take in the action in the garden. The salvias are as bright as they will ever be, sending messages out to the insects and birds to come hither and play awhile. Spring really says it all, everything in the garden should be springing into action, not least the critters that share it with me. Of particular note this year are *Salvia wagneriana* and *S. wagneriana* 'Dark Form.' The noisy miners, gregarious and rather bossy natives, love the large flowers on these and spend ages looking for nectar and pollen and swinging wildly on the beautiful arching canes of these large growers. They are said to get to 3m tall, but I have only ever had them to about 1.8m, with the dark form always a little shorter.

These salvias have been touchy for me, over the years. I lost them completely, some years ago, but as they are so attractive to the Brisbane blue-faced honeyeater and native noisy miners and they complement the pink and white flowering peaches so perfectly, I had to try again. I found they are from Central America and grow at altitude. The conditions there can be hot and humid (no problem with that in our summers), but they also have periods of cool to cold (very hard to manage here). Not wishing to be without their attraction, I broke rooted sections off after pruning and planted these in different microclimates around the yard. This is probably the reason I still have a few of these growing quite dependably. Those in the hottest section, facing south-west, didn't survive more than a year, while in other locations they did quite well.

It seems that a longish dry period followed by a heavy rain event is the most usual cause of salvia demise locally and familiar to fellow enthusiasts in our salvia group. In the last twelve months or so, with unusually high rainfall, even the large growers, usually very robust, have succumbed, standing tall, then completely wilted and 'gone' by morning. *Salvia iodantha* is a top performer in my garden attracting at least four distinctly different species of native bees that go absolutely crazy for the deep cerise clusters of

flowers. *S. iodantha* makes a gorgeous display with long, bright green branches arching over smaller plantings beneath the large, yellow, winter flowering *Salvia madrensis* providing an essential contrast to the mostly pinky reds and purples that do well here every winter, *Salvia* 'Rosh Eden', *S. Timboon*, *S. dorisiana*, 'Winter Lipstick' and 'Mystic Spires'. I found, quite by accident, that pruning *madrensis* regularly through winter keeps it flowering well into spring, until the days become 'summer hot.'

Over the years, I have tried many of the *microphylla* x *greggi* hybrids. Mostly they haven't tolerated the hardships of a humid summer and last only a year or two. There are a few varieties though that do really well here, so I regularly propagate them for spreading around the gardens. The gorgeous crimson red *Salvia* 'Heatwave Blaze' does well everywhere I put it and is easily my most successful small salvia. It is almost always in flower with more or fewer flowers depending on rainfall. *Salvia* 'Mrs Bucket' is a curious lady, she comes and goes for no apparent reason. Just when I think she has disappeared completely, she suddenly reappears and is soon covered in a mass of pale mauve flowers and swarms of native bees. *Salvia* 'Penny's Smile' and *S.* 'San Carlos Festival' are also dependable and do well even in light shade. These smaller salvias attract all manner of insects, and silver eyes, pretty little birds that pass through a couple of times a year and take their time exploring the flowers. As well as enticing the small birds that don't seem interested in the larger salvias, these smaller, very colourful salvias give a beautiful accent to their pale-coloured neighbours, elderflower, *brugmansia*, *whitfieldia* and white bauhinia. Salvias really are the spring in my garden, all year round!



Salvia iodantha

WHAT'S HAPPENING THIS AUTUMN

2023

MAR – SAT 4TH & SUN 5TH

Whittlesea Garden Expo – 9am-3pm – Salvia Group will NOT be attending this event.

Enjoy a day out at the first gardening show for 2023. Lots of plant stalls and all things associated with gardening.

2023 WHITTLESEA GARDEN EXPO

Saturday 4th March
Sunday 5th March

Entry 9am - 3pm

Whittlesea Showgrounds
Whittlesea-Yea Road

Tickets Child: Free
Tickets Online: \$8
Tickets Gate: \$10

Buy Tickets: trybooking.com/CEQRR

Saturday Guest Presenter: **Millie Ross**
from ABC Gardening Australia

Sunday Guest Presenter: **Chloe Thomson**
gardening presenter and self confessed plant nut

Sunday Guest Presenter: **Nathan Stewart**
local Beekeeper. This is really a 'hobby gone wild'

Flyer sponsored by:
Tom Egan Real Estate

tom egan

for more information: wgexpo.net.au

12

CONTACT LYNDI

Email: lgarnett844@gmail.com | Ph (03) 9803 4534

MAR – SAT 11TH & SUN 12TH

**Ferry Creek Collections Expo –
100 Hilton Rd, Ferry Creek – 10am-4pm**

Come and see our New Season's Salvias, all those fresh vibrant colours to choose from, not forgetting the Autumn and Winter flowering Salvias, already in bud.

Salvia books, Salvia placemats and cards (by Meg Bentley) will be on sale.

Bring flowers/ leaves to be identified.

Pre-order your plants NOW. Pick up on the day.

Email your wish list: lgarnett844@gmail.com.
Don't miss out!

Email or phone Lyndi with inquiries or order
Ph 9803 4534.

Set amongst a 4 hectare ornamental garden.
Free onsite parking.
Bus groups welcome by arrangement -
secretary@fchs.org.au



The Ferry Creek Horticultural Society Inc
100 Hilton Rd Sassafra

PLANT COLLECTORS' EXPO

Many boutique sellers & rare plant sales,
garden tools, botanical art & book sales.
Refreshments, light lunch, sausage sizzle.
Kids activities on Sunday.
\$10 entry (free for members & under 14).

**MARCH 11 & 12 2023
10AM - 4PM**

MORE INFORMATION:
WWW.FCHS.ORG.AU
PHONE 03 8719 6924
INC. NO. A0002252X



What's On (cont..)

MAR – SUN 26TH

Peter Clarke Garden Visit – 12 Halcyon Rise, Mornington – 11am

Come and see a garden full of Salvias as they should be grown. A wonderful garden to wander around, checking out all the different Salvias that Peter has collected over the years. A brilliant garden to visit.

Tea/Coffee provided. Bring a lunch plate to share, a chair, camera and a hat.

Phone Norm Winn 0438 733 060 or Lyndi 9803 4534 if coming.



APR – SAT 22ND & SUN 23RD

Yarra Valley Autumn Festival – 125 Quayle Rd, Wandin – 10am-5pm

Come and check out our autumn collection of Salvias. Salvias of every colour, sun or shade, tall or small.

Salvia books, Salvia placemats and cards (by Meg Bentley) will be on sale.

Bring flowers/ leaves to be identified.

Pre order your plants NOW, don't miss out.
Pick up on the day

Email or phone Lyndi with inquiries or order –
lgarnett844@gmail.com or 9803 4534.

The Yarra Valley Autumn Plant Fair & Garden Expo is only a few months away and is the perfect event for any plant lover!

Plan a weekend away to the Yarra Valley with friends, family or your local garden club this April 22 & 23 and come and experience a plant fair like no other. 🌱🌸

Here's what to expect:

- 🌱 40+ stall holders
- 🌱 Over 5000 varieties of plants
- 🌱 New plant releases
- 🌱 Talks from expert growers
- 🌱 Live demonstrations
- 🌱 Rare & unusual plants
- 🌱 Rare plant auction on Sunday
- 🌱 Large range of perennials and herbs
- 🌱 Free plant for all kids
- 🌱 Kids gardening activities including 'how to pot your own plant'
- 🌱 Child friendly dog competitions including cutest and best behaved dog



MAY – SUN 14TH

Di Miele Garden Visit – 63 Ferndale Rd, Upper Ferntree Gully – 11am

A magnificent garden created on a slope, beautiful vistas,
gorgeous hidden gems found as you wander along the steps.


So many beautiful plants; so many ideas to think about.

Entry fee \$5.00 for charity.

Tea /Coffee provided. Bring a lunch plate to share and a chair.

Email or phone Lyndi if coming. Ph 9803 4534.

Email: lgarnett844@gmail.com



What's On (cont..)

JUNE – SUN 4TH

**Propagating and Potting up Day – Nobelius Heritage Park, Crighton Rd, Emerald
(On the lawn in front of the Emerald Museum) – 1pm-3pm**

- Learn how and when to propagate Salvias, take cuttings of difficult Salvias
- Learn how and when to pot up those cuttings or repot plants.
- Take home pots of cuttings, repotted plants.

Bookings essential; Email or phone Lyndi if coming. Ph 9803 4534.

Email: lgarnett844@gmail.com



16

JUNE – SAT 17TH

Gardeners Day Out is back again! – Rusden Theatre Deakin University, Burwood Hwy, Burwood

The Royal is back again for a great day, full of speakers about your garden.


Come and seek out those winter flowering Salvias, so full of colour to attract the birds.

Salvia books, Salvia placemats and cards (by Meg Bentley) will be available.

Bring flowers/ leaves to be identified

Pre order your plants NOW, don't miss out. Pick up on the day.

Email or phone Lyndi with inquiries or order Ph 9803 4534. Email: lgarnett844@gmail.com



Monash Open Garden Festival, 2022

By Terry Ashton

Organised by the Waverley Garden Club, my garden was one of 6 chosen to open for the City of Monash Open Garden Festival for the first Saturday in November, 2022 from 10am-4pm.

Described in the notes for the flyer “as an eclectic garden which has evolved since 1994, it is home to a myriad of roses including David Austin, Delbard, Hybrid Teas and heritage roses, as well as a variety of citrus and fruit trees.

Medicinal plants, including *Ajuga reptans*, Borage, Comfrey, Foxgloves, Herb Robert, Lavender, Oregano, Rosemary, *Salvia officinalis*, Self Heal, Thyme, Vietnamese Mint, Verbena and Yarrow share beds with *Salvias*, perennial and native plant species, including native grasses.

Everything in the garden is designed to encourage birds, beneficial insects and other wildlife. The garden is drought proofed with tanks holding a capacity of 26,000 litres of water.”

Given the amount of rain, Melbourne had experienced over

the earlier part of Spring, it was with relief that the day was sunny and dry.

Approximately 280 visitors came and volunteers were busy answering questions as well as tending to the plant and book stall. It was great to see Kay and David Bailey and Margaret Keir and thanks for your support. Also, a big ‘thank you’, to Graeme Moody for being a brilliant vendor on the plant stall!

It was an outstanding success not just for my garden, but for the other gardens too.



Facebook

By Julie Kavanagh

I have been posting onto the Victorian Salvia Study Group Facebook page now for a year and have found it a very rewarding activity. I have communicated with many varied people from Australia and New Zealand plus gained knowledge about salvias. I recognise some of our members' names that have liked or commented on a post. I really love to receive feedback from people. Please continue commenting or liking.

The first time I posted on our Facebook page was to let people know about the Ferny Creek Horticultural Society's Plant Collectors Expo on 5&6 March 2022. And since then, Lyndi Garnett has emailed various activities that people would be interested in, including our plant sales and calendar of events. that I have added to the page. I've been able to promote Meg Bentley's book, 'A manual for salvia growers', which is an excellent reference book which I use all the time.

Most of my posts are photographs of what salvias are flowering at the present time.

The website <https://salvias.org.au/contacts/> is invaluable and I also refer to the website information about the salvias to enhance my posts on Facebook. I have used many photographs of salvias from my own home garden plus friends' gardens. And I am gaining knowledge all the time but certainly no expert.

Lyndi Garnett emails salvia photographs that she has taken over the years and also uses on the website, so I have a plentiful supply of items to post. If I am unsure of a plant or information, Lyndi has always supplied me the correct advice very quickly.

These are a sample of questions that we have been asked:

1. 'I bought Salvia Baby Love recently at one of your stalls and am ready to plant it but would like to know the height and width of this plant please.
2. Hello, we planted a couple of Anthony Parkers in October 2021 and it is quite bushy and green but no flowers. What should I do?
3. Hi, I was wondering if you still have 'A manual for Salvia Growers' by Meg Bentley available, and if you send to New Zealand?
4. I'm in WA - do you post seeds to Perth, please?

These are just some of the queries that either Lyndi or myself have answered and our Facebook users have all been extremely happy with the promptness and information they have been given.

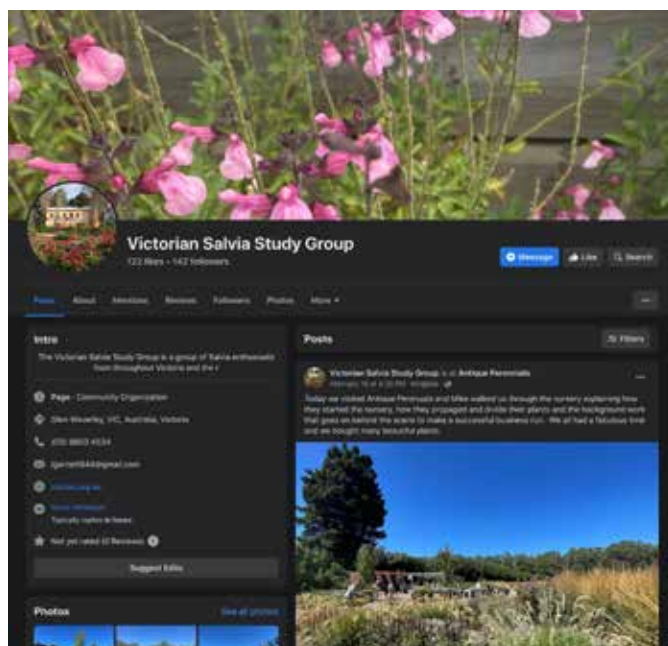
18

Have you looked at our Facebook page?

Do you have any questions and are too shy to phone Lyndi?

You can ask questions through the Facebook page.

<https://www.facebook.com/profile.php?id=100081275962163>



Salvia Cards & Salvia Placemats Order Form

Created by Meg Bentley

NEW!



PLACEMATs	QTY	SUBTOTAL \$
Set of 4 laminated = \$35 posted		
Prints only set of 4 = \$30 posted		
TOTAL		

Name:

Address:

Suburb/ Town:

State: Postcode:

Phone:

Email:

PAYMENT DETAILS Fill in the form and send to:

Norm Winn (Victorian Salvia Study Group) P O Box 197, Vermont 3133 Phone: 0438 733 060 Email: norm.winn@bigpond.com

Cheque / Money Order: payable to Victorian Salvia Study Group Inc.

Direct Deposit: BSB: 633-000 Acc. No: 116846122 Acc. Name: Victorian Salvia Study Group Inc.

PayPal: online – vssginc1@tpg.com.au Website: www.salvias.org.au **Surname & Initial please (admin purposes only)**



BEAUTIFUL HAND PAINTED CARDS

CARDS	QTY	SUBTOTAL \$
Individual cards only \$2.50 each		
<input type="checkbox"/> Salvia gesneriiflora		
<input type="checkbox"/> Salvia micro. var neurepia		
<input type="checkbox"/> Salvia roemeriana		
<input type="checkbox"/> Salvia leucantha		
<input type="checkbox"/> Salvia patens		
5 assorted flowers \$10.00/pack		
5 same flower \$10.00/pack		
<input type="checkbox"/> Salvia gesneriiflora		
<input type="checkbox"/> Salvia micro. var neurepia		
<input type="checkbox"/> Salvia roemeriana		
<input type="checkbox"/> Salvia leucantha		
<input type="checkbox"/> Salvia patens		
TOTAL		

PAYMENT DETAILS Fill in the form and send to:

Lyndi Garnett (Victorian Salvia Study Group)

844 Highbury Rd Glen Waverley VIC 3150

Phone: 03 9803 4534 Email: lgarnett844@gmail.com

Cheque / Money Order: payable to Victorian Salvia Study Group Inc.

Direct Deposit: BSB: 633-000 Acc. No: 116846122 Acc. Name: Victorian Salvia Study Group Inc.

PayPal: online – vssginc1@tpg.com.au Website: www.salvias.org.au

Surname & Initial please (admin purposes only)

Name:

Address:

Suburb/ Town:

State: Postcode:

Phone:

Email:

The Victorian Salvia Study Group. Inc

NEW MEMBERSHIP

Membership includes Salvia News Annual Subscription

(NOT FOR RENEWALS)

Any queries, phone Tine Grimston – see details below

Name:

Address:

Suburb/ Town: State: Postcode:

Phone: Email:

Membership includes Salvia News Annual Subscription 1 year (4 issues)

Hard copy posted \$25.00

Online \$20.00

Subscribe for a Friend

Name:

Address:

Suburb/ Town: State: Postcode:

Phone: Email:

Payment Details: Fill in the form and send to Membership Officer

Tine Grimston, Membership Officer

Victorian Salvia Study Group Inc.

4 Crimea CIs,

Rowville Vic. 3178

Ph. (03) 0466 285 542 Email: tinegrimston@gmail.com

Cheque / Money Order (payable to Victorian Salvia Study Group Inc.)

Direct Deposit:

BSB: 633-000 A/c No: 116846122 Acc. Name: Victorian Salvia Study Group Inc.

PayPal: online – vssginc1@tpg.com.au Website: www.salvias.org.au

Surname & Initial (admin purposes only) please

A form must be completed with all types of payment and sent to the Membership Officer

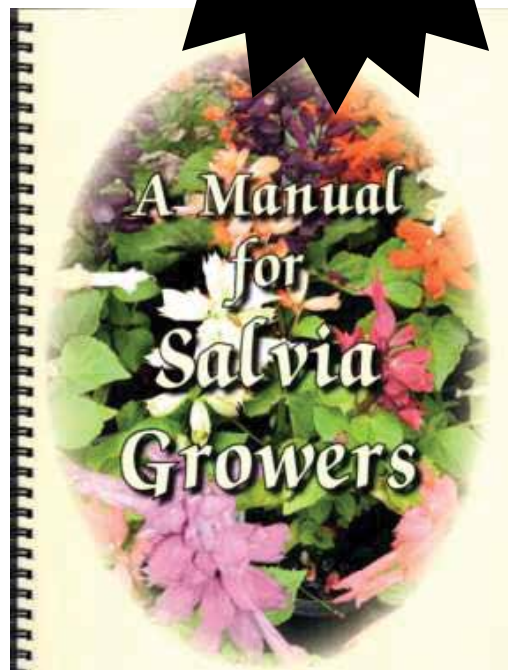
A MANUAL FOR SALVIA GROWERS

by Meg Bentley

There are now approximately
370 Species and Cultivars represented,
202 Photographs, Illustrations and Index

Contents include:

- Botany of Salvia
- Characteristics of Leaves
- Salvia microphylla & greggii differences
- Salvia karwinskii and cultivars
- Purple Majesty and Black Knight
- Salvia Maintenance
- Hardy Salvias and Shade Lovers
- Containers/Hanging Baskets/Hedges
- As an Accent in the Garden
- Propagating and Pruning
- Colourful Tints of Stressed Leaves
- Pests and Disease
- Where to see Salvias
- Cultivation Notes and Name Changes



Quantity	Item	Price per item	Postage per item	Total
_____	A Manual for Salvia Growers by Meg Bentley	\$30.00	\$10.00 (Australian postage only)	\$ _____

- Cheque/Money Order (payable to Victorian Salvia Study Group Inc.)
- Direct Deposit: BSB: 633-000 Account No: 116846122 Account Name: Victorian Salvia Study Group Inc.
- PayPal: <https://www.paypal.com/au/webapps/mpp/send-money-online> (pay to: vssginc1@tpg.com.au)

Name: _____

Address: _____

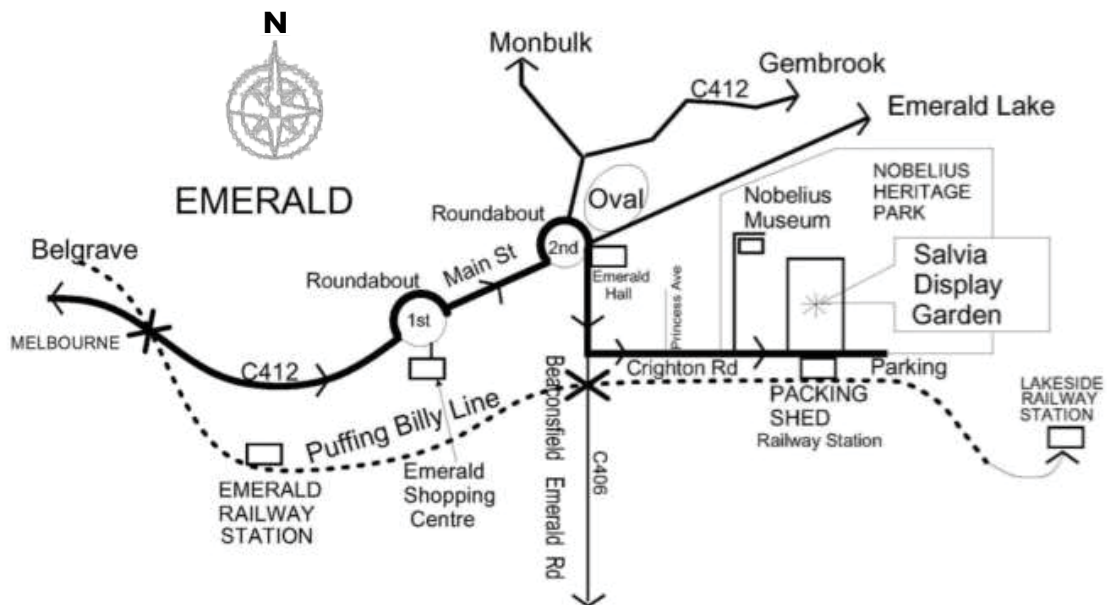
Suburb/Town: _____ State: _____ Postcode: _____

Phone number: _____ Email: _____

Please return completed forms together with payment/proof of payment to:
Victorian Salvia Study Group Inc.
6 Halcyon Avenue THE PATCH VIC 3792
Enquiries to Jillian Barkell (03) 9756 6361

Victorian Salvia Study Group Inc
c/- Lyndi Garnett
844 Highbury Road
Glen Waverley Vic 3150

DIRECTIONS TO THE SALVIA DISPLAY GARDEN



ISSN 2208-1089 (Online)

Salvia News is printed by
Eureka Printing
702 High Street Road, Glen Waverley Vic 3150