

# Salvia News

NUMBER 89



Official Newsletter of the  
**Victorian Salvia Study Group Inc**

[www.salvias.org.au](http://www.salvias.org.au)

Summer 2022

# VICTORIAN SALVIA STUDY GROUP inc

Lyndi Garnett: 844 Highbury Rd, Glen Waverley 3150  
Phone: 03 9803 4534 Email: lgarnett844@gmail.com

[www.salvias.org](http://www.salvias.org)

Find us on  **Salvia Study Group Vic**

## THE AIMS OF THE SALVIA STUDY GROUP ARE;

1. To grow and collect Salvias for the purpose of enjoyment and study
2. Promote and encourage the growing of Salvias
3. Correctly name existing and new salvias
4. Maintain our Display Garden at Nobelius Heritage Park for the Group & the general public

The Group is a Not for Profit Organisation. Any monies received are used to run the Group's activities and for the planting and maintenance of our GPCAA (Garden Plants Conservation Association of Australia) registered garden collection. ('Plants Trust' has been a shortened, more comprehensive name for the GPCAAA and has been used for quite a while now).

<b>GROUP CO-ORDINATOR</b>	Lyndi Garnett lgarnett844@gmail.com	03 9803 4534
<b>ASSISTANT CO-ORDINATOR</b>	Jillian Barkell	03 9756 6361
<b>SECRETARY</b>	Heather Lucas	03 9879 5365
<b>TREASURER</b>	Gordon Donaldson	0411 111 979
<b>MEMBERSHIP OFFICER &amp; EMAIL NOTICES</b>	Tine Grimston tinegrimston@gmail.com	0466 285 542
<b>GENERAL COMMITTEE</b>	Norm Winn Andreina Chinn Jan Cranwell	0438 733 060 0404 429 327 0457 633 340
<b>EDITOR</b>	Stephen Carlin vssged@gmail.com	08 7957 2598
<b>SUB EDITOR &amp; DISPLAY COORDINATOR</b>	Jillian Barkell	03 9756 6361
<b>SEEDS OFFICER</b>	Wayne Burgess Wayne_burgess@optusnet.com.au	03 9728 1144
<b>COMPUTERS</b>	Brett Horan	0405 76 2123
<b>FACEBOOK</b>	Julie Kavanagh jules.kavanagh@gmail.com	0408 122 780
<b>PLANT SALES &amp; ENQUIRIES</b>	Lyndi Garnett	03 9803 4534

The views expressed by the contributors of this publication are not necessarily those of the *Editor* or the *Committee* of this Study Group. While every effort is made to publish reliable information, the use of the information is at the discretion of the individual. The Victorian Salvia Study Group Inc takes no responsibility for statements made or opinions expressed and it does not offer treatment or advice.



Salvia lovers in Australia get to relish all the seasons, no matter how you list them, with no dreary season of frozen soil, but Summer would have to be the pick of them. There's just so much happening. The warmth and long days mean our gardens are growing at their maximum, as long as we can keep the water up to them. As a plant family, Salvia is particularly rewarding in that we have both long day and short day species to enjoy, and a lot of us get enjoyment from grouping and contrasting species that flower across the year with never a break in colour. The Summer crowd has plenty to choose from.

All that growth has its consequences of course, and when it rains in Summer there can be ferocious weed growth to contend with, including even some of the caney salvias that reach for the sky then arch over their neighbours. So Summer is also the time for a good plan of attack, preferably balanced by early morning walks and late afternoon relaxation to admire the view.

I hope your Summer gives you plenty to sit back and admire, and meanwhile here are a few articles for you to enjoy.

*Stephen*



**CONTENTS**

Editorial	1	Wildlife interlude	7
Calendar of events	2	Garden visit	8
Notes from gruyere	3	Possums eating your garden?	
Salvia flowers	4	Try quassia chips	9
Same, same but different	5	Martina's garden	10
New involucrata x karwinskii cross	6	What's happening this summer	12
New members luncheon	7		

**Copy deadline for the next edition of Salvia News is  
 12th February 2023**

Please email your articles and photos to: [vssged@gmail.com](mailto:vssged@gmail.com)

Cover Photo is Salvia 'Candleglow'. Photo by Lyndi Garnett

**Read more of what's happening this summer on page 12.**

We began the year by visiting the Botanical Gardens in Melbourne. A beautiful restful place to begin the year and we will continue to visit more wonderful gardens. So come and join us.

**DECEMBER SUN 4TH | Xmas Luncheon & AGM | Tine Grimston's garden  
4 Crimea Close, Rowville – 11am**

AGM to be held at 12 noon. Your chance to join the Committee and have your say.

Followed by a scrumptious Christmas feast. Wander around Tine's wondrous garden, full of surprises, something to interest everyone who visits.

Free plant trading table; donate something and take home some lovely small treasures.

Bring a Christmas themed plate to share, a chair, a smile and good ideas for next year.

Phone Lyndi if coming Ph 9803 4534 see you all there.

**2023**

**FEBRUARY SUN 19TH | Antique Perennial Nursery |  
3153 Healesville / Kinglake Rd, Kinglake (take the Melba Hwy) – 11am**

Matt and Michael have now opened their Nursery to the public on the weekends. A huge array of unusual and rare perennials – All those plants you can't find – look no further.

This is the "go to" nursery for those rare and collectable plants you can't find elsewhere.

Lunch will be at the local cafe/restaurant – Kinglake Larder, a very appealing cafe with an extensive menu. Sit in or take away.

Bookings essential – Phone Lyndi if coming: 98034534 or email lgarnett844@gmail.com

**MARCH SAT 11TH & SUN 12TH | Ferny Creek Collections Expo |  
100 Hilton Rd, Ferny Creek – 10am-4.00pm**

Come and see our New Season's Salvias, all those fresh vibrant colours to choose from, not forgetting the Autumn and Winter flowering Salvias, already in bud. Salvia books, Salvia placemats and cards (by Meg Bentley) will be on sale. Bring flowers/ leaves to be identified.

Pre-order your plants NOW. Pick up on the day.

Email your wish list: lgarnett844@gmail.com. Don't miss out!

Email or phone Lyndi with inquiries or order Ph 9803 4534

**MARCH SUN 26TH | Peter Clarke – Garden Visit |  
12 Halcyon Rise, Mornington – 11am**

Come and see a garden full of Salvias as they should be grown. A wonderful garden to wander around, checking out all the different Salvias that Peter has collected over the years. A brilliant garden to visit.

Tea/Coffee provided. Bring a lunch plate to share, a chair, camera and a hat.

Phone Lyndi if coming Ph 9803 4534

**APRIL SAT 22ND & SUN 23RD | Yarra Valley Autumn Festival |  
125 Quayle Rd, Wandin – 10am-5pm**

Come and check out our autumn collection of Salvias; every colour, sun or shade, tall or small. Salvia books, Salvia placemats and cards (by Meg Bentley) will be on sale. Bring flowers/ leaves to be identified.

Pre order your plants NOW, don't miss out. Pick up on the day.

Email or phone Lyndi with inquiries or to order: lgarnett844@gmail.com or Ph 9803 4534

# Notes from Gruyere

By Meg Bentley

It does seem strange writing up the notes for the Summer Salvia News when it feels like we haven't even had a decent Spring...or is it still Winter.

Water, water everywhere, tanks overflowing, pathways sloppy and gardens boggy not to mention the roadway partly washed away, yes, this is springtime in Gruyere. Perhaps an ideal time to grow a garden in containers and of course this can also apply to those, who through necessity may only have room for a small garden or no garden space at all. There are many salvias that can grow quite comfortably in containers, especially if it is large, with room to spread, although I don't recommend the taller, shrubby salvias which will swallow up all the space, leaving no room for anything else.

The size of the container would depend on the number of plants you want to include, a large one can also be placed upon a set of wheels for manoeuvrability. Containers are also ideal to use, if your ground is too boggy by placing the container onto a few bricks to elevate it off the ground. Flower colour combinations and foliage contrasts give endless choices for container growing and can include a few textural plants like native grasses or creepers to drape over the sides. Below is a small list of suitable salvias, just to whet the appetite and I'm sure you will find many others that suit your needs.

*Salvia greggii* and cultivars including many of the smaller *Salvia microphylla* cultivars are perfect especially all those in the 'So Cool' range with purple, violet and lilac that mix well with 'Navaho Cream', 'Iced Lemon', 'Snow White', 'Sweet Laura', 'Pumpkin' and others, including those of the 'Heatwave' series. Adding reds, magentas and crimson colours like 'Silas Dyson', 'Killer Cranberry', 'Hot Lips', 'Telegraph Ave', and there are the 'Wishes' range of *Salvia splendens* cultivars. For something with a weepy habit, you could try *Salvia muelleri* or perhaps *Salvia koyamae* which both grow well in containers, of course the latter will need part shade whereas all the above mentioned can take full sun. A range of blue salvias always looks good especially 'Marine Blue' 'Sky

Blue' 'Charles Shan' *Salvia azurea* and *Salvia chamaedryoides*. Potting mix will need to be well-draining and slow-release fertiliser can be added and at regular intervals use liquid feeding. When you do plant the salvias, I recommend that they are best planted deep into the potting mix like you would a tomato, so they become sturdy and not blow around in the wind. A few photo captions are shown below.



Assorted microphylla and greggii salvias will suit any size container and others can include *Salvia nipponica* var *trisecta* in the blue pot above, which is most suitable for a container. Both *Salvia leucantha* and *Salvia splendens* cultivars above are also ideal in containers as well as in the garden.

# Salvia Flowers

By Lyndi Garnett

Recently I read an issue of Gardens Illustrated, a very good English gardening magazine. On the cover was a beautiful photo of a lovely pale, white pink Salvia, probably a microphylla/greggii cross.

Of course everyone who sees the cover of this lovely Salvia will want one for their own garden. So often magazines show some beautiful close up's of plants and every one goes 'Oh and Ah' and 'Oh I've got to have one of those' or 'I must have' or 'I've got to have', 'Where can I get one?'

Well before you hurry off to the internet to find a nursery overseas that might grow these lovelies, you've got to remember that you can only purchase these from seed (unless you have your very own quarantine house + fees of course) and the seed may not come true – you may not finish up with what you wanted after all, that would be a waste of money and effort.

Instead, why not look around in your own back yard – we actually have them all here!! In fact there's so many to choose from, you are spoilt for choice. What is happening is that, these Salvias are producing some wonderful coloured varieties over in England, America and France just like they are here in Australia (in Victoria, Queensland, SA and NSW) We have all these coloured varieties right here in your own homeland. What you see in magazines and nursery websites are the same flowers but just different names.

If you are looking for some of these pale pink beauties, you can have a choice from: 'Lara', 'Marshmallow', 'Pink Pearl', microphylla 'Coconut Ice', 'Sensation', Angel wings', 'Candleglow' and 'Musk', 'Powderpuff', not forgetting all the two toned varieties that are now appearing. And the list goes on...

We have quite a substantial list of small leaf varieties in virtually every colour tone with beautiful colours that you can choose from, from the purple – purple /pinks ( light or dark toning's), blues, yellows, apricots, whites, loads of different pinks, crimsons and reds. We have them all - you've just got to look at what we have and then make the hard decision of which one to choose or which ones – such a hard decision. 'Shall I have this one or shall I have that one?' Why not have both.

If you want to find these lovelies, just go on to our website [www.salvias.org.au](http://www.salvias.org.au) to check the 'What's new' page or the greggii/microphylla page or scroll through the many 'List' pages, there's sure to be something that catches your eye. Then phone up or email to see if they are available and how to get hold of them. We now offer 'Click and Collect' or order and collect from the many garden events during the year.

So don't look overseas for these lovelies, just look around here instead.



# Same, Same but Different

By Lyndi Garnett

We all know that there are loads of Salvias out there; to put it in terms of someone recently “They all look the same to me”, and they probably do but those who have to identify them, have to look for differences when identifying these very similar Salvias that all look the same.

One of the reasons for the confusion is we end up with many names for salvias with flowers looking the same, is some commercial varieties have PBR attached to their name and the seedlings found in gardens looking like the parent can be given another name, for example ‘Heatwave Sparkle’ and ‘Fuschia Doll.’ Plants can be grown and named by two different people, e.g ‘Allen Chickering’ and ‘Celestial Blue’.

But in a lot of cases, the only difference is in the leaves. Some have greggii looking leaves and others have microphylla leaves. Just to recap on basic greggii / microphylla leaf differences: greggii have small lineal leaves with the midrib seen and entire edges. Microphylla have larger leaves, oblong, lanceolate, all with veins clearly seen and small bumps along the edges. Many X crosses look like a greggii but the leaves are larger and have a few dints in their leaves.

‘Palest Pink’ (microphylla) =  
‘Marshmallow’ (greggii)

‘La Siesta’ (microphylla) =  
‘Cecilia’ (greggii)

Heatwave ‘Glare’ PBR (microphylla) =  
‘SnowWhite’ (greggii x)

Heatwave ‘Blast’ (microphylla) =  
‘Dwarf Peachy’ (microphylla)

Heatwave ‘Sparkle’ PBR (microphylla) =  
‘Fuschia Doll’ (microphylla)

‘Ignition Purple’ (microphylla) more blue purple =  
‘Mirage Purple’ (greggii) more violet

‘Cherry Chief’ (microphylla) =  
‘Royal bumble’ (microphylla) named by  
different people

‘Allen Chickering’ =  
‘Celestial Blue’ named by different people.

No wonder we are confused with so many similarities. So be aware of what you already have in your garden before selecting yet another new Salvia that “looks the same” but with a different name.



Heatwave ‘Glare’ PBR (microphylla) = ‘SnowWhite’ (greggii x)



Heatwave ‘Sparkle’ PBR (microphylla) = ‘Fuschia Doll’ (microphylla).

# NEW involucrata x karwinskii cross

By Lyndi Garnett

We've recently been given two more involucrata x karwinskii varieties. One called Salvia 'Fran' after Fran Mason, a 'Friend of Burnley'. She found this seedling in her garden which is very similar to 'Timboon' but different, and has been planted at Burnley in their Salvia section under the name of 'Fran's Folley'. Unfortunately this name can be confused with 'Follet's Folley' so we have taken off the 'Folley' and just called it Salvia 'Fran'.

This is a tall upright bushy open shrub to 3m H with the outer branches tending to arch, especially when laden with flowers. Flowering occurs from May to October, when most shrubs are cut down.

The flower heads are very similar to 'Timboon', but longer – up to 30cm, wider and thicker. The flower head consists of lots of whorls held densely packed at the end of the stem.

The flowers consist of double whorls (the bottom whorls opens to flower while the bottom whorl is still in bud; this way the flowering period is extended over a long period of time). Each whorl consists of 3-4 flowers each side of the stem, but in this case, each side has 6-8 flowers.

Flowers are the usual watermelon bright pink of the parents – not the crimson of 'Timboon'. The length, perhaps a little longer, but the size and shape are about the same as 'Timboon'.

Calyces are primarily green, but colour up on the exposed side, especially the tips, but the underside remains green. They are much longer

and larger than 'Timboon', with the bottom lobes being longer and flared out to allow the corolla to open and sit well.

Leaves are large, ovate shaped, a nice bright green with a slight velvety bloom on the surface, thin textured with a tapered apex ( involucrata parent), but the veins are a different pattern to 'Timboon', they are almost parallel, where as 'Timboon' has veins that curve with the shape of the leaf and indented, giving them a thicker textured appearance.

A good shrub for the middle or at the back of a bed, among other leafy shrubs; good for screening an ugly fence or forming a back drop for smaller shrubs and perennials.

Grow in sun or semi shade in a protected position from wind and frost. It is proving just as tough and hardy for the summer heat and the winter cold as most of the others in that group of tall Salvias. Definitely a good addition to any garden, attracting birds and bees alike. We are fortunate that this lovely shrub has been brought to our attention.

6



# New Members Luncheon

By Norm Winn

The gathering of New Members hosted by the Salvia Committee in August was a very pleasant afternoon.

The patchy sunny day helped to take the knife edge off the ever-prevailing winds. The sumptuous spread of food provided by Committee Members, mains & sweets, was convivial towards good conversation and a warm cuppa provided all with a feeling of satisfaction and getting to know each other. New Members asking enlightening questions about Salvias, exchanging their own experiences and what's new with Committee Members.

Following lunch, an extended walk around the Salvia Gardens provided all with some insights into the very wide range of the genus, their survival capability and pruning/maintenance strategies plus providing the type of plant sought for their individual environments.

Attendees could also recognise the hard work of both Lyndi & Jillian attending their regular Wednesday working-bee, pruning, mulching, tending plants, identification signs, path clearing & lots more. Members would always be welcome to attend, with a pair of sharp secateurs.

This first-time activity was considered a great opportunity to both welcome New Members and exchange knowledge and experiences.

The Committee thanks the Members who made the effort to attend and looks forward to their attendance and contributions to future Salvia activities, i.e. Garden Visits, helping on the stall at Garden Fairs and at our Annual Plant Sale at Nobelius in Emerald on Sunday 20th November.

All new members are welcome to participate, even if their knowledge of Salvias is limited, their love of Salvias is all that is required.



# Wildlife interlude

By Adrienne Sharkey

We all love seeing wildlife in our gardens, but sometimes we have to stand a little further back to admire it. This recent photo of two carpet pythons comes from Adrienne Starkey in Queensland, and is topical for the Spring weather. Rather than mating, this is two males fighting. Apparently when the contest was decided the smaller one rushed off elsewhere and the larger headed for the shed. I gather these are actually endangered in Victoria, but they're common further North, not much bother, and welcome consumers of rodents (unwelcome consumers of poultry).



# Garden visit

By Judy

We visited Geoff and Jan Wood's beautiful garden earlier this year in May. On arrival, we were overwhelmed by the magnificent sunny day and the brilliant colours of maples and pin oaks. The leaves were falling, and crunched under our feet. There seemed to be something around every corner, with Salvias and succulents so beautifully placed, including so many wonderful exotics.

The shade house, although small, was jammed packed with many different begonias and all sorts of interesting plants. The striking *Montanoa* in full flower was a stand out with many cuttings taken in hand with the hope of striking at least some. Not forgetting the Japanese seedless mandarin that many tried and enjoyed. It was a matter of oohs and aahs where ever we looked.

It was so lovely to catch up with so many Salvia friends after Covid restrictions, and enjoy our delicious spread for lunch. We were all happy as we left with our treasured cuttings.



8



# Possums eating your garden?

## Try quassia chips

Sandra Nanka, Mudbrick Cottage

### What are Quassia chips?

Quassia chips come from the white bark of *Picrasma excelsa* a tree that is indigenous to Jamaica and many other islands of the West Indies. The tall, elegant trees are not troubled by insects or pests as the entire tree, in particular the timber, contains quassin, an astringent resin which is a bitter and very effective insecticide, and a safe possum deterrent.

### Possums in the roof

If you have possums in your roof, you can use quassia chips to repel them. You can simply spread the chips around the area where they are entering the roof, as well as sprinkle some throughout the roof cavity. Homemade quassia spray is easily made and can be sprayed around the roof cavity and entry points. It is also advisable to provide new living arrangements in the form of a possum box, so that the possums can have a safe, dry and dark place to move to.

Possum boxes are quite easy to make at home. [www.wildlife-rescue.org.au/build-a-possum-box](http://www.wildlife-rescue.org.au/build-a-possum-box)

Or purchase a ready-made possum box [www.possumman.com.au/possum-boxes](http://www.possumman.com.au/possum-boxes)

### Possum deterrent in the garden

Whether the possums are eating herbs and vegetables that you want to eat, or are eating ornamental plants, will determine if you spray the actual plant or spray the ground around the plant. If the possums are eating your ornamental plants, you can spray the leaves, stems and trunk of the plants. You can also do this on fruit trees avoiding any soft skinned fruit that is ready to be picked. If you are trying to protect your edible herbs and vegetables from being the main course on your local possums menu, you would be best to spray to saturate the ground around the plants. If the quassia is sprayed on the foliage of your herbs and vegetables, they will not only taste bitter to the possums but also to you! It is more effective sprayed onto the leaves, so you may decide to not pick the leaves for consumption for a couple of days after

your final application of quassia spray. Apply quassia spray for 5 days in a row. This should be long enough for the possum to realise this is not the tasty treat he thought it was. Reapply the quassia spray after rain or watering. If the possum comes back for more, repeat the spray for another 5 days. Supply your possums with an alternate food source, such as a feeding tray attached to the fork of a tree, with a selection of fruit and vegetables on offer a few times a week. This may be enough to keep them away from your herbs, vegetables and flowers.

### Quassia spray recipe

You can make a spray by soaking the chips in a bucket of tap water. Use 200g of quassia chips to a 9-10 litre bucket of water. Leave them to soak for 24 hours before straining off the bitter liquid. This can then be sprayed on the affected area. Adding 5g of pure soap flakes per litre of spray is an effective wetting agent for the above spray. Don't spray it on food crops less than a week before you consume it as they will taste bitter.

### Nursery open day at Mudbrick Herb Cottage, Mudgeeraba, Queensland

Mudbrick Herb Cottage nursery hosts monthly open weekends where the community is invited to come along and browse the hundreds of herb plants for sale and participate in free workshops. Free tea tasting between 10am and 2pm on both Saturday and Sunday. More information: [herbcottage.com.au](http://herbcottage.com.au)



# Martina's Garden

By Lyndi Garnett

When I first saw Martina's rear garden, it was so serene and quiet, so beautiful despite the dull grey fore boding skies.

Martina is so lucky to have a double block, based on an Edna Walling Garden design with a sunken garden, covered with tall shady deciduous trees which makes it ideal for an outdoor sitting area, all surrounded with stone steps and retaining walls.

Wandering around at the bottom of the garden, peeking out from under shrubs, are gorgeous little toadstools and a fairy house for Martina's grandchildren to enjoy. Further around the side is a magnificent cubby house, complete with a slide from the roof. Inside is a complete kitchen with photos of children adorning the walls, all this tucked away behind a large Pittosporum.

We all continued wandering around the garden, trying to identify the various shrubs and perennial, admiring trees and what can grow

in the shade beneath these trees. All through the garden Martina has shown how clever a gardener she is, the use of ordinary plants grown as borders, as trimmed screening plants or in drifts of mass planting providing wonderful colour under trees. Again these surround an expanse of lawn, which makes the garden look larger than it is.

As you enter the side garden at the front, mirrors have been cleverly placed within clipped Star Jasmine, all of these ideas create a larger perception of the garden. Bins were hidden behind a screen of plants, a well-positioned wheel barrow laden with succulents spilling over or a well placed statue or whimsical object, all showed thought and how clever the garden has been designed.

Who would have guessed that there was such a large beautiful garden in Boronia?





# WHAT'S HAPPENING THIS SUMMER

# 22/23

## DEC – SUN 4TH

**Xmas Luncheon & AGM – Tine Grimston's garden – 4 Crimea Close, Rowville – 11am**

AGM to be held at 12 noon. Your chance to join the Committee and have your say.

Followed by a scrumptious Christmas feast.

- Wander around Tine's wondrous garden, full of surprises, something to interest everyone who visits.
- Free plant trading table ; donate something and take home some lovely small treasures.
- Bring a Christmas themed plate to share, a chair, a smile and good ideas for next year.
- Phone Lyndi if coming Ph 9803 4534. See you all there!



## WELCOME TO THE NEW YEAR

We're back and ready to begin a brand new year with more gardens to visit and more Garden Fairs to enjoy.

The 1st Wednesday of each month, we will be conducting a Working Bee at our Salvia Display Garden, 10am-3pm.

**Where: Nobelius Heritage Park, Emerald. Crichton Rd. Beneath the Packing Shed along the Puffing Billy Train Line**

Come along and enjoy a couple of hours with other Salvia enthusiasts.

Bring a pair of secateurs, a large plastic bag for all those cuttings to take home, a tarp for rubbish, a chair and a plate to share.

This is your chance to see how all the different Salvias grow. A chance to brush up on your identification skills and help maintain the garden.

Without your help, there wouldn't be any garden for you to wander through and enjoy.

Thankyou for continuing to support the group.

## FEB – 19TH

**Antique Perennial Nursery – 3153 Healesville / Kinglake Rd, Kinglake (take the Melba Hwy) – 11am**

Matt and Michael have now opened their Nursery to the public on the weekends. A huge array of unusual and rare perennials – All those plants you can't find – look no further. This is the "go to" nursery for those rare and collectable plants you can't find elsewhere.

Lunch will be at the local cafe/ restaurant – Kinglake Larder, a very appealing cafe with an extensive menu. Sit in or take away. Bring plants to identify.

Bookings essential! Phone Lyndi if coming: 9803 4534 or email [lgarnett844@gmail.com](mailto:lgarnett844@gmail.com)



## CONTACT LYNDI

Email: [lgarnett844@gmail.com](mailto:lgarnett844@gmail.com) | Ph (03) 9803 4534

## MAR – SAT 11TH & SUN 12TH

### Ferny Creek Collections Expo – 100 Hilton Rd, Ferny Creek – 10am-4pm

Come and see our New Season's Salvias, all those fresh vibrant colours to choose from, not forgetting the Autumn and Winter flowering Salvias, already in bud. Salvia books, Salvia placemats and cards (by Meg Bentley) will be on sale. Bring flowers/ leaves to be identified

Pre-order your plants NOW. Pick up on the day.

Email your wish list: [lgarnett844@gmail.com](mailto:lgarnett844@gmail.com).  
Don't miss out!

Email or phone Lyndi with inquiries or order Ph 9803 4534.

## MAR – SUN 26TH

### Peter Clarke – Garden Visit – 12 Halcyon Rise, Mornington – 11am

Come and see a garden full of Salvias as they should be grown. A wonderful garden to wander around, checking out all the different Salvias that Peter has collected over the years. A brilliant garden to visit.

Tea/Coffee provided, Bring a lunch plate to share, a chair, camera and a hat.

Phone Lyndi if coming Ph 9803 4534.



*Do you like*  
unusual plants  
exciting plants  
beautiful plants  
rare plants  
chatting with plant lovers  
garden walks?  
Yes? then come to



### Ferny Creek Horticultural Society's Plant Collectors' Expo

Help us celebrate our 90th anniversary and experience;  
a cornucopia of plants for sale from multiple vendors



botanical artists  
garden sculpture  
wood turning  
children's activities  
gardening books  
light lunches and  
afternoon teas  
vintage car display  
ample parking

Where: 100 Hilton Road, Saasafraas  
When: Saturday 5th of March 2022 10am to 4pm  
Sunday 6th of March 2022 10am to 4pm  
Entry cost \$10 (members and under 15 free)


## APR – SAT 22ND & SUN 23RD

### Yarra Valley Autumn Festival – 125 Quayle Rd, Wandin – 10am-5pm.

Come and check out our autumn collection of Salvias. Salvias of every colour, sun or shade, tall or small. Salvia books, Salvia placemats and cards (by Meg Bentley) will be on sale. Bring flowers/leaves to be identified.

Pre order your plants NOW; don't miss out.  
Pick up on the day.

Email or phone Lyndi with inquiries or order  
Ph 9803 4534 – Email: [lgarnett844@gmail.com](mailto:lgarnett844@gmail.com)



Cont.. next page

## What's On (cont..)

### MAY – SUN 14TH

#### **Di Miele Garden Visit – 63 Ferndale Rd, Upper Ferntree Gully – 11am**

A magnificent garden created on a slope, beautiful vistas, gorgeous hidden gems found as you wander along the steps.


So many beautiful plants, so many ideas to think about.

Entry fee \$5.00 for charity.

Tea /Coffee provided. Bring a lunch plate to share and a chair.

Email or phone Lyndi if coming. Ph 9803 4534.

Email: [lgarnett844@gmail.com](mailto:lgarnett844@gmail.com)



### JUNE – SUN 4TH

#### **Propagating and Potting up Day – Nobelius Heritage Park, Crichton Rd, Emerald. (Beneath the Packing Shed along the Puffing Billy Train Line. On the lawn in front of the Emerald Museum) – 1pm-3pm**

- Learn how and when to propagate Salvias, take cuttings of difficult Salvias
- Learn how and when to pot up those cuttings or repot plants.
- Take home pots of cuttings, repotted plants.

Bookings essential; Email or phone Lyndi if coming. Ph 9803 4534.

Email: [lgarnett844@gmail.com](mailto:lgarnett844@gmail.com)

### JUNE – SAT 17TH

#### **Gardeners Day Out is back again! – Rusden Theatre Deakin University, Burwood Hwy, Burwood**

The Royal is back again for a great day, full of speakers about your garden.

Come and seek out those winter flowering Salvias, so full of colour to attract the birds.

Salvia books, Salvia placemats and cards (by Meg Bentley) will be available.

Bring flowers/ leaves to be identified

Pre order your plants NOW, don't miss out. Pick up on the day.

Email or phone Lyndi with inquiries or order Ph 9803 4534. Email: [lgarnett844@gmail.com](mailto:lgarnett844@gmail.com)

# Salvia Cards & Salvia Placemats Order Form

Created by Meg Bentley

**NEW!**



PLACEMATS	QTY	SUBTOTAL \$
Set of 4 laminated = \$35 posted		
Prints only set of 4 = \$30 posted		
<b>TOTAL</b>		

Name: .....

Address: .....

Suburb/ Town: .....

State: ..... Postcode: .....

Phone: .....

Email: .....

**PAYMENT DETAILS** Fill in the form and send to:

**Norm Winn** (Victorian Salvia Study Group) P O Box 197, Vermont 3133 Phone: 0438 733 060 Email: norm.winn@bigpond.com

Cheque / Money Order: payable to Victorian Salvia Study Group Inc.

Direct Deposit: BSB: 633-000 Acc. No: 116846122 Acc. Name: Victorian Salvia Study Group Inc.

PayPal: online – vssginc1@tpg.com.au Website: www.salvias.org.au **Surname & Initial please (admin purposes only)**



**BEAUTIFUL HAND PAINTED CARDS**

CARDS	QTY	SUBTOTAL \$
Individual cards only \$2.50 each		
<input type="checkbox"/> Salvia gesneriiflora		
<input type="checkbox"/> Salvia micro. var neurepia		
<input type="checkbox"/> Salvia roemeriana		
<input type="checkbox"/> Salvia leucantha		
<input type="checkbox"/> Salvia patens		
5 assorted flowers \$10.00/pack		
5 same flower \$10.00/pack		
<input type="checkbox"/> Salvia gesneriiflora		
<input type="checkbox"/> Salvia micro. var neurepia		
<input type="checkbox"/> Salvia roemeriana		
<input type="checkbox"/> Salvia leucantha		
<input type="checkbox"/> Salvia patens		
<b>TOTAL</b>		

**PAYMENT DETAILS** Fill in the form and send to:

**Lyndi Garnett** (Victorian Salvia Study Group)

844 Highbury Rd Glen Waverley VIC 3150

Phone: 03 9803 4534 Email: lgarnett844@gmail.com

Cheque / Money Order: payable to Victorian Salvia Study Group Inc.

Direct Deposit: BSB: 633-000 Acc. No: 116846122 Acc. Name: Victorian Salvia Study Group Inc.

PayPal: online – vssginc1@tpg.com.au Website: www.salvias.org.au

**Surname & Initial please (admin purposes only)**

Name: .....

Address: .....

Suburb/ Town: .....

State: ..... Postcode: .....

Phone: .....

Email: .....

# The Victorian Salvia Study Group. Inc

## NEW MEMBERSHIP

Membership includes Salvia News Annual Subscription

(NOT FOR RENEWALS)

Any queries, phone Tine Grimston – see details below

Name: .....

Address: .....

Suburb/ Town: ..... State: ..... Postcode: .....

Phone: ..... Email: .....

Membership includes Salvia News Annual Subscription 1 year (4 issues)

Hard copy posted \$20.00

Online \$15.00

### Subscribe for a Friend

Name: .....

Address: .....

Suburb/ Town: ..... State: ..... Postcode: .....

Phone: ..... Email: .....

**Payment Details:** Fill in the form and send to Membership Officer

Tine Grimston, Membership Officer

Victorian Salvia Study Group Inc.

4 Crimea Cls,

Rowville Vic. 3178

Ph. (03) 0466 285 542 Email: tinegrimston@gmail.com

Cheque / Money Order (payable to Victorian Salvia Study Group Inc.)

Direct Deposit:

BSB: 633-000 A/c No: 116846122 Acc. Name: Victorian Salvia Study Group Inc.

PayPal: online – vssginc1@tpg.com.au Website: www.salvias.org.au

**Surname & Initial (admin purposes only) please**

A form must be completed with all types of payment and sent to the Membership Officer

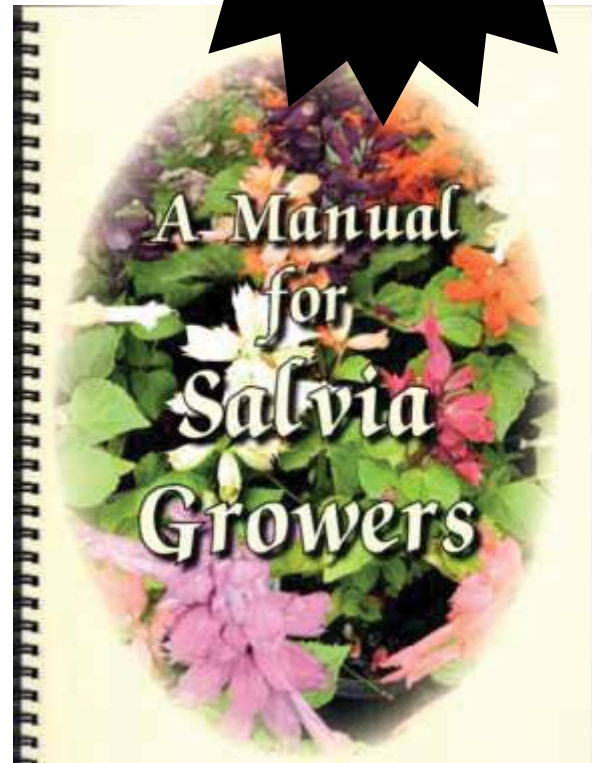
# A MANUAL FOR SALVIA GROWERS

by Meg Bentley

There are now approximately  
370 Species and Cultivars represented,  
202 Photographs, Illustrations and Index

Contents include:

- Botany of Salvia
- Characteristics of Leaves
- Salvia microphylla & greggii differences
- Salvia karwinskii and cultivars
- Purple Majesty and Black Knight
- Salvia Maintenance
- Hardy Salvias and Shade Lovers
- Containers/Hanging Baskets/Hedges
- As an Accent in the Garden
- Propagating and Pruning
- Colourful Tints of Stressed Leaves
- Pests and Disease
- Where to see Salvias
- Cultivation Notes and Name Changes



Quantity	Item	Price per item	Postage per item	Total
_____	A Manual for Salvia Growers by Meg Bentley	\$30.00	\$10.00 (Australian postage only)	\$ _____

- Cheque/Money Order (payable to Victorian Salvia Study Group Inc.)
- Direct Deposit: BSB: 633-000 Account No: 116846122 Account Name: Victorian Salvia Study Group Inc.
- PayPal: <https://www.paypal.com/au/webapps/mpp/send-money-online> (pay to: vssginc1@tpg.com.au)

Name:

Address:

Suburb/Town:

State:

Postcode:

Phone number:

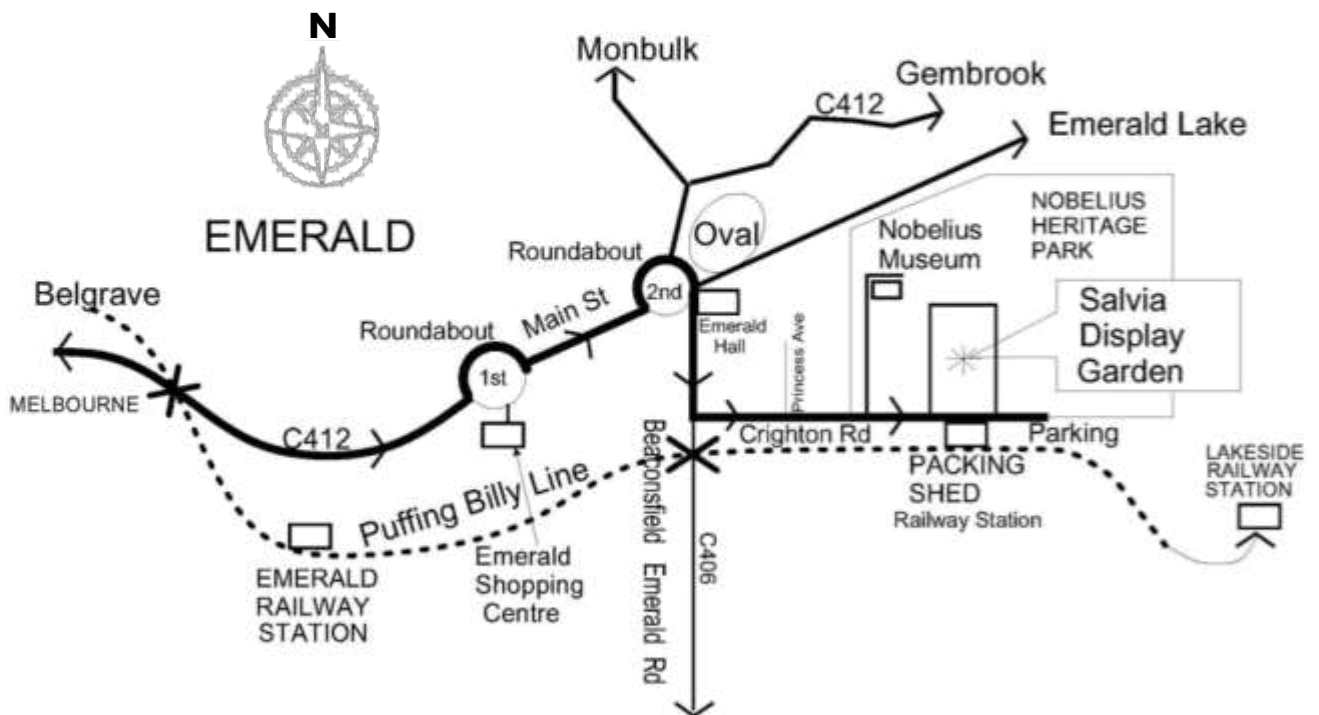
Email:

Please return completed forms together with payment/proof of payment to:

Victorian Salvia Study Group  
6 Halcyon Avenue THE PATCH VIC 3792  
Enquiries to Jillian Barkell (03) 9756 6361

Victorian Salvia Study Group Inc  
c/- Lyndi Garnett  
844 Highbury Road  
Glen Waverley Vic 3150

## DIRECTIONS TO THE SALVIA DISPLAY GARDEN



**ISSN 2208-1089 (Online)**

*Salvia News* is printed by  
Eureka Printing  
702 High Street Road, Glen Waverley Vic 3150