

Salvia News

NUMBER 100



Official Newsletter of the
Victorian Salvia Study Group Inc

www.salvias.org.au

Spring 2025

VICTORIAN SALVIA STUDY GROUP inc

Lyndi Garnett: 844 Highbury Rd, Glen Waverley 3150
Phone: 03 9803 4534 Email: lgarnett844@gmail.com

www.salvias.org

Find us on  **Salvia Study Group Vic**

THE AIMS OF THE SALVIA STUDY GROUP ARE:

1. To grow and collect Salvias for the purpose of enjoyment and study.
2. To promote and encourage the growing of Salvias.
3. To correctly name existing and new Salvias.
4. To maintain our Display Garden at Nobelius Heritage Park for the Group and the general public.

The Group is a Not for Profit Organisation. Any monies received are used to run the Group's activities and for the planting and maintenance of our GPCAA (Garden Plants Conservation Association of Australia) registered garden collection. (Note: 'Plant's Trust' is now the commonly used abbreviation for GPCAAA.).

GROUP CO-ORDINATOR	Lyndi Garnett lgarnett844@gmail.com	03 9803 4534
SECRETARY	Heather Lucas	0417 056 179
TREASURER	Denise Catchlove dencatch@pac.com.au	0412 444 169
MEMBERSHIP OFFICER	Laurie Norman laurienorman@bigpond.com	0419 509 592
EMAIL NOTICES	Tine Grimston tinegrimston@gmail.com	0466 285 542
GENERAL COMMITTEE	Norm Winn norm.winn@bigpond.com	0438 733 060
EDITOR'S ASSISTANT & PUBLICITY	Andreina Chinn salvia.newsletter@gmail.com	0404 429 327
SEEDS OFFICER	Wayne Burgess Wayne_burgess@optusnet.com.au	03 9728 1144
FACEBOOK	Julie Kavanagh jules.kavanagh@gmail.com	0408 122 780
PLANT SALES & ENQUIRIES	Lyndi Garnett	03 9803 4534

Graphic Design by Sharon Westin Graphic Design – sharon@sharonwestinshaw.com.au

The views expressed by the contributors of this publication are not necessarily those of the *Editor* or the *Committee* of this Study Group. While every effort is made to publish reliable information, the use of the information is at the discretion of the individual. The Victorian Salvia Study Group Inc takes no responsibility for statements made or opinions expressed. We do not offer treatment or advice.



Welcome to the 2025 Salvia News Spring edition.

We are sad to report that Trudi Fry, founding member of the VSSG and founding editor of the *Salvia News*, has passed away. Andrew, Trudi's son, has kindly forwarded to us Trudi's extensive records of her involvement with the VSSG, and these will now form a useful fund of information for our archives. Trudi's editorial stewardship began in July 2001, when the magazine took the form of a bi-monthly newsletter, and continued until June 2011, making Trudi our longest serving editor. Trudi had a deep and comprehensive knowledge of salvias, and we hope to include some excerpts from her records in future editions, so carrying her legacy and wisdom forwards. Andrew invites anyone who knew Trudi to attend a celebration of her life at Emerald RSL, 3 Memorial Ave, Emerald, on Thursday 20 November 2025, from 11am to 1pm. Please RSVP to Andrew Fry andrew.r.fry@gmail.com if you are coming.

Vale, dear Trudi.

Andreina



CONTENTS

Editorial.....	1	Do You Have? Lyndi Garnett.....	11
Calendar of Events	2	Be Alert – Two Old Favourites Renamed Lyndi Garnett.....	11
Renovations in Avondale Maureen Scoble.....	3	The Value of Salvia Study Group Membership Laurie Norman	12
News from The Perennial Poppies Southeast Queensland Steve Wikman	4	Vale, Trudi Fry Lyndi Garnett, Heather Lucas, Andreina Chinn	13
A Salvia Tour Around England Tory Woolley	6	Elaine Brown's Garden Visit Lyndi Garnett	14
Salvias as Noxious Weeds Lyndi Garnett	8	What's Happening This Spring	16
The Australian Weekend Magazine	10		
Tips for Spring Lyndi Garnett	11		

**Copy deadline for the next edition of Salvia News is
 1st November 2025**

Please email your articles and photos to: salvia.newsletter@gmail.com

Cover Photo is Salvia x jamensis yellow. Photo from VSSG website.

In case an unforeseen circumstance occurs necessitating a change to a proposed garden visit, it is recommended that members check our web site (www.salvias.org.au) to confirm that the visit is going ahead as scheduled.

Read more of what's happening this Spring on page 16.

SEPTEMBER SUN 21ST | Visit Nicky Martin's Beautiful Garden | 5 Amesbury Rd, Mt Eliza – 11am

This is a beautiful garden on the Mornington Peninsular, a lovely place to wander around. Pathways along a dry seascape, beautiful lawns with incredible views, lovely perennial gardens, Salvias included. Wind your way through to find a tennis court, a veggie patch and a lot of other surprises. Meet outside at 11am. Parking along the street, careful of the deep gutter on one side. Come and have a cuppa and wander around, getting lost along the pathways. Bring a plate to share for lunch and a chair. Contact Lyndi if coming.

OCTOBER SAT 4TH-SUN 5TH | Bolobek Garden Fair | Bolobek: 370 Mt Macedon Rd, Macedon – 10am-4pm

See our new Spring Salvias with lots of colour. Come and find those frost hardy Salvias, those tough hardy Salvias for hot dry positions. Tall screening Salvias for sun and shade, plants to fill those blank spaces. Hedging plants and lots more. See our table of vases of flowers and choose something that takes your fancy. Email your wish list to Lyndi NOW, don't miss out. Pick up on the day. Bring plants to be identified.

OCTOBER SUN 19TH | Visit Terry Ashton's gorgeous garden | 2 Lily Street, Glen Waverley

This is a gorgeous cottage garden filled to the brim with beautiful plants set out thoughtfully. See Terry's Roses, Salvias, her stand of trees and veggie garden. A perfect spring garden to lift the spirits – Roses, Salvias and other perennials, all beautifully grouped. Tea/ coffee will be provided. Bring a plate for lunch to share and a chair. Phone Lyndi if coming.

NOVEMBER SAT 8TH-SUN 9TH | Yarra Valley Spring Plant Fair | 125 Quayle Rd, Wandin – 9am-4pm

This is a gorgeous cottage garden filled to the brim with beautiful plants set out thoughtfully. See Terry's Roses, Salvias, her stand of trees and veggie garden.

A perfect spring garden to lift the spirits – Roses, Salvias and other perennials, all beautifully grouped. Tea/ coffee will be provided. Bring a plate for lunch to share and a chair. Phone Lyndi if coming.

NOVEMBER SUN 16TH | Annual Salvia Sale at Nobelius | Nobelius Heritage Park, Emerald (Crighton Rd, beneath the Packing Shed, along the Puffing Billy Line) – 10am until sold out

Lots of Salvias, all shapes and sizes and colours. Be early, as the plants just walk off the tables. Visit the Garden earlier, gather plant names while you wander, place an order to pick up on the day. Salvia books will be available to purchase.

NOVEMBER SUN 30TH | Helen Smith's Garden Visit | 286 Mahars (Mahers) Rd, Bungaree – 11am

This is a beautiful garden full of interesting plants. Although fairly young, Helen has managed to fill her garden with a huge array of plants that are hardy, tough and full of colour. Please contact Lyndi if coming. Only courteous to let Helen know numbers of people likely to come. Bring a plate to share and a chair and your camera for some beautiful shots.

DECEMBER SUN 7TH | AGM & Christmas Lunch | 36-38 'The Eryie', Eaglemont – 11am

Come and wander around Jane's garden, enjoy the wonderful views, not forgetting to visit the plant treasure table for swapping and plant donations for others. Admire Jane's beautiful historical Federation style home. Then inside, admire Jane's artwork, the views from the windows, her concert room for our AGM, all while sipping a cuppa. After the AGM, we can indulge in our Christmas feast and wander around the garden again, thanking Jane for her kind hospitality. Phone Jane Crone on 0409 571 675 if you are coming.

Any queries, contact Lyndi Ph: 9803 4534 Email: lgarnett844@gmail.com

Renovations in Avondale

Text by Maureen Scoble, Photos VSSG Website

I live in the West of Melbourne in Avondale Heights. It is near Essendon and Footscray. Outside the back fence is a cliff and below that is the Maribyrnong River. In the distance we can see the Dandenong Ranges and over to the right is the City skyline. I love living here and am lucky to have good volcanic soil to garden in. You may not agree but the downside of this place is of course the Tiger Snakes that call the river home. Last year, a neighbour showed me a video of a 2-meter snake in his front garden. Scary!

Like much of South West and North Victoria this year has been very low in rainfall. I measure what falls into my garden and record it each month. It has been less than half what the Weather Bureau calls average. I don't have a watering system, just a hand-held hose and I try not to use it much. Pots get watered every week and new plants are watered through their first summer as needed. I put stakes beside new plants with a pink plastic garden pot on top. When you look around my garden you see flowers and pink pots. Still at least the system works and I don't forget where I need to water. I know Christopher Lloyd wouldn't approve.

Over Winter, when I am cutting back, is usually my 'renovation time'. This year I cut out a Feijoa which I no longer wanted. It was about 2 meters tall so left quite a big gap. Then of course the rest of the garden bed looked all wrong. Full scale earth works ahead! I planted a leptospermum up against the fence. In front, I think a couple of *Salvia* 'Royal Bumble' would look good. A little further along are 2 Salvias from the 'Heat Wave' series. They are too tall to be so close to the front of the border just there so out they come. I will replace them with *S. chamaedryoides* with the gorgeous blue flowers. Love that plant. Maybe I will squeeze in a purple Greggii too. Purple and blue together are just lovely. Around that area I also have a purple campanula that pops up each year and spreads gently. Beautiful.

Looking around though there are plenty of plants that got through those tough times. *S. 'Black Knight'* is very definitely a survivor here. I have had that plant for about thirty years. Each year I cut it down and each year it comes back again. *S. 'Waverly'* just keeps going. I have it in semi-shade which it doesn't seem to mind as it flowers quite well. I have about ten plants of Salvias from the 'So Cool' and 'Heat Wave' series. They don't turn a hair when it gets hot and dry. *S. 'Christine Yeo'* and *S. 'Royal Bumble'* are also excellent. Two I will mention next are too naughty for some people but I like them. One is *S. uliginosa* (bog sage) and the other is *S. 'Black and Blue'*. They do spread but if you have a place where they can be contained they are very rewarding. They can look bedraggled if it gets too hot and dry. I have other things in that garden bed so I can just pull them out by their roots and the bed still looks okay. Within a few weeks they are both back and looking much happier. They do need to be somewhere safe though!

S. 'Amistad' is wonderful. Here it doesn't seem to mind where I put it. It flowers for ages. *S. muirii* is a great plant too. *S. oxyphora* is a wonderful bright pink and I grow it in semi shade as it doesn't like hot and dry too much. At least it has made nice clumps here although I do notice it marches towards water when it can. *S. miniata* is the best for shade at Avondale. Such a nice red.

I thought other gardeners might be interested in knowing other plants that survived without extra water for me? Well, the list is quite long but I will only mention the main ones:

Dwarf Pomegranate, Mexican Orange Blossom (Choisya), Schefflera (Umbrella Plant), Box, Feather Falls (grass), Smoke Bush (not if you have possums!), Berberis, and Ceratostigma.

Hope your garden brings you much joy this Spring.



Salvia oxyphora



Salvia chamaedryoides



Salvia 'Royal Bumble'

News from The Perennial Poppies Southeast Queensland

Text and Photos by Steve Wikman

A Queensland Subtropical Garden

With the Queensland Garden Show held in July each year in Nambour Qld behind us many people in South East Qld have returned home to their gardens with renewed enthusiasm. Of course there were many interstate visitors who attended and they were amazed with the stunning Queensland winter sunshine. The speakers' programme is always a drawcard where Costa Georgiadis, Millie Ross, Sophie Thomson, Jerry Coleby-Williams and many other high profile horticulturists spin their yarns. From the Kitchen Garden to the Cook's Garden, from Sub-Tropical Cottage Gardening to Permaculture, from Biosecurity at home to Composting, there was something for everyone. We cannot forget our local presenters Arno King, Claire Bickle and Phil Dudman who encouraged us with their practical tips. Living on the Sunshine Coast in Queensland has its advantages as we are able to grow a variety of plants from vegetables, Australian natives to exotics most of the year. Personally I like to delve into Cottage Gardening with a hint of citrus and some topiary thrown in. Over the last few years Heritage Roses have managed to catch my eye, so as you would expect some have

made their way into this mix, they are long-lived and almost pest-free.

As some of you who know me already, I have made it clear that I am not a "Salvia" fan... Why not you might ask? Yes, they are water wise, nearly pest-free, attract wild life such as birds and various bees, they fill gaps with their wide range of colours and therefore complement any garden style. It is knowing which one to plant. *Salvia* "Roman Red" has worked well here as it stays low and compact and is full of bright red flowers above the foliage for most of the year, also it doesn't sucker and run rampant, some of the blues and purples do get very large, but with some clipping they can be controlled.

As you have gathered I do have some salvias, I joined the S.E. Qld Salvia Discussion Group to gather some insight into this Salvia World. I have been gifted some varieties to trial and I have also been successful in striking cuttings which I give away. Well, I'm still learning by trying to remember their botanical names and their growth habit. Who knows, I may come around to the "Salvia World" one day.

Earlier I shared that I follow Cottage Style in the garden. It may not be with 'cool region'

4



View of Steve's Garden



Salvia 'Mystic Spires'

plants which are enjoyed in the southern states, but there are workarounds to achieve the desired effect in a Subtropical region. Annuals do play a role such as dianthus, cleome, zinnias, impatiens together with cineraria “Silver Dust”, bedding begonias, petunias and many more seasonal beauties all create a welcoming vista. There is a backbone structure of camellias, azaleas, geraniums, clivia, pentas, agapanthus, tree ferns and citrus to name a few. Heritage Roses have and will always play a part as they bring sophistication, perfume and mood, not to forget the bees, hoverflies, butterflies and other beneficial insects, the possum from next door does like the rosebuds near the fence.

Weeding and mulching are consistent in managing the grey clear soil, having a sloping block does help with drainage, another advantage is the change in levels which in my opinion creates focal points where large pots can be located, they stand proud overseeing the colour palette.



Salvia tuerckheimii

Soon the azaleas will add their splash of colour as spring looms. The sky blue Iris will follow and the gerberas will start to warm up. How fortunate we are to reside in Buderim where the nursery businesses still thrive, landscaping products are readily available together with a quality range of fertilizers, seeds, seedlings and other associated products, they tease our willpower for sure.

As gardeners, we keep biodiversity in front of mind. Major drivers of biodiversity loss include deforestation, climate change, pollution,

and human activities which lead to habitat destruction and the extinction of species but this is a discussion for another time...

I do hope I have given you some insight into my gardening world where I continue to learn from other “seasoned gardeners” who will always inspire me to do better.

See you at the next Qld Garden Show on July 2026.



Iris and Red Annual Salvia

A Salvia Tour Around England

Text and Photos by Tory Woolley

I've recently come back from three weeks in England visiting gardens with my mum.

We joined the RHS (Royal Horticultural Society) and the National Trust Australia (for reciprocal rights). We focused on gardens in London, Kent, the Cotswolds and Oxfordshire. I timed our visit for June when my favorite perennial borders, especially those including roses, were at their best. After touring, I realized that other important elements go into making a great garden including the architecture of the house, history of the property/garden, the calming effect of structure, mature trees, hedges and design with vistas/ views/focal points encouraging discovery. Some of our favourite gardens that included many of these elements and salvias (of course) were:

RHS Wisley – what a great place! We spent most of the day here. Every garden was wonderful from the alpine rock garden to the pinetum and temperate glasshouse. It's hard to pick just one favourite amongst so many including the cottage garden, rose garden, perennial borders overseen by a huge horse statue (I have four horses at home so loved this!) before reaching the mediterranean garden, Sth African Meadow and Piet Oudolf borders leading to the lavender view. The RHS does such great work promoting gardening and



Salvias and Dogwood at Wisley



Purple Salvia and White Roses, Wisley

helping gardeners such as the hedge garden to show alternatives to box and doing plant trials. We saw the dahlia and delphinium trials but they recently did a Salvia trial. Head to <https://www.rhs.org.uk/plants/trials-awards/plant-trial-results/hardy-salvia> to see the results. See



Hampton Crt Palace

my pictures of the purple *Salvia nemorosa* as a standout against the white roses, and my mum in front of a border featuring a pink *Salvia nemorosa*.

Hampton Court Palace – we loved the visit here. All the gardens were amazing and the history was so interesting. The salvias stood out along the borders and in the rose garden, especially the orange David Austin Roses against the *Salvia nemorosa* (see pic).

Great Comp Garden – is host to one of the most diverse collections of Salvias in Europe the description says, although in autumn I expect you would see more than we did. William Dyson, the Curator, is the UK's leading Salvia expert and has won many awards for his salvia displays at various garden shows. The sandy soil and mild Kent climate have enabled him to build up an enviable collection of salvias, many from the Mexican family. He has mixed Salvias in the


Great Comp



Orange Door



Silas Dyson



Pink Lips

formal borders with Penstemons, ornamental grasses, Sedum, Red Hot Pokers and Dahlias. He says: "If you've got a sunny spot, you can include salvias in with a great variety of plants to produce lovely visual changes in texture, shape, size and colour."

Hinton Ampner – picture showing a border with *Salvia candelabra* and Euphorbia, I really like purple and lime colours together.



Me with the Salvias and Delphiniums at Polesden Lacey

Polesden Lacey – we enjoyed the total experience of this property. The National Trust guides were very engaging throughout the house tour and the gardens, south lawn and property walks were lovely. Margaret Greville was the last owner of the property. She used it as a weekender and bequeathed it to the National Trust upon her death as she had no children. She was part of the Marlborough House set, the social circle around the future King Edward VII. As a Society hostess, she entertained Winston Churchill, Charlie Chaplin and Queen Ena of Spain.

Batemans – the family home of Rudyard Kipling. Picture showing a full pretty pink border of salvias with Rose Campion and foxgloves.

Sissinghurst – a famous romantic garden, with beautiful borders throughout. Pictures showing pink salvias.

Chartwell – Winston Churchill's pad. Beautiful gardens including mixed borders with salvias and great views.

Saville Garden – at Great Windsor Park. Gardens laid out in seasonal displays, the Clary sage was a feature in the white garden.

With the warmer and drier

weather we experienced while there, I think the English gardeners will begin to plant more salvias. They were expecting a 'pipe ban' any day, which is what they call water restrictions. We fitted in over thirty gardens in our time away as we love to be active, but by the end of our trip the lawns were looking worn out like us becoming brown due to lack of rain, echoing the Victorian drought and signalling our time to leave. It was still dry when I came home, we'd had some rain but our dams were still far from full. The native animals are so hungry, besides eating my roses they have even been eating my rhubarb leaves which I thought were poisonous. But I don't mind sharing my garden with them, they are helping me begin my annual July prune.



Sissinghurst Romantic Border



Salvia at Sissinghurst



Chartwell



Batemans



Saville Garden Clary Sage

Salvias as Noxious Weeds

Text and Photos by Lyndi Garnett

Recently I went on a Slow Rail Journey up to Mildura, taking in all the sights along the way, which wasn't very inspiring as the land was so dry, dams empty and sheep with little lambs with no feed, but the people at the towns with disused train stations were wonderful, still able to laugh and still very optimistic about the future – since then we and they have had some rain thank goodness, but they will need more rain to get the land green again.

Whilst in Mildura, we had the opportunity to visit the Inland Botanic Garden in Buronga (NSW). A incredible place to visit. Obviously, most of the plantings were native and indigenous, but there were quite a lot of other tough hardy plants along the way. They even had a Rose Garden – beautifully set out with sentinels and arbours for Roses to climb. Just outside, on the other side of the road, what do I find, but quite an extensive bank of Salvias. Of course, I had to explore in the little time we had stopped. Most of the Salvias were tough hardy Sth African species with quite a few microphylla types still flowering, but all needed a good haircut to get them looking healthy again. I was very pleased, going back with a big grin on my face.

We were also able to visit the Mungo National Park, somewhere I had wanted to go for some time. We were met by the local Elders who showed us around and had a smoking ceremony to welcome us onto that land. Mungo

Station was so special because it showed what had happened to this sheep station by new landowners that had over stocked the land with sheep, then came rabbits and successive bad years. The land became eroded by wind and whatever rain they received, so eventually that part of the station became a Moonscape.

It was an incredible view to take in. As the area became popular with tourists, a boardwalk has been built over a section of this eroded moonscape. Nothing was growing, it was just hard pan sand over clay, but as I looked around, I could see a few weeds growing in the gullies, in this unforgiving sandy surface. Apart from some Onion weed, the only other plant that was growing was a Salvia! *Salvia verbenacea*, a very bad noxious weed, self-seeding so easily everywhere. A tough herbaceous perennial with a rosette of lobed leaves, pretty mauve/purple



Salvia verbenacea



Weeds at Mungo National Park





Mungo National Park

flowers in spring and summer, that produces numerous flower spikes all full of seed when the flowers have finished. Although I saw numerous plants just from the board walk, I can imagine what is going to happen in spring with a little rain!

It's a plant you don't want to find in the saltbush, which would be hard to eradicate when not in flower. It's the plant that can be seen growing along the roadside leading to SA and other country roads. Some nurseries still try and sell the seeds and plants as a rare Salvia. It is still sold overseas as a garden plant in a mixed border.



Salvia Bank at Inland Botanical Gardens

I have alerted the NSW National Parks and Wildlife to the situation, mentioning the seriousness of the situation if nothing is done. I also mentioned that the plant is not to be sprayed but pulled out, bagged and destroyed by fire. I know they will have their hands full in spring when all that seed germinates into lots of little plants. The department has appreciated my detection and alerting them to this serious pest.

Let's hope they have some sensible rangers who can be vigilant to this threat.



Moonscape, Mungo National Park



Sturt Desert Pea Inland Botanical Gardens

The Australian Weekend Magazine

This article appeared in The Australian Weekend Magazine of 15 March 2025. We have the kind permission of the author and the Magazine to reproduce it.

gardens



helen young



showtime

Salvias are great performers in the garden

Salvias are a huge group of flowering perennials, loved for their generous flowering most of the year and for how easy they are to grow. Salvias tolerate hot and dry conditions, most soil types, and are rarely troubled by pests or diseases. And they're attractive to birds, bees and other pollinators. There are more than 900 species, with hundreds more cultivars and hybrids bred from those, in almost every colour, ranging from groundcovers to 4m-tall shrubs. There are salvias suited to every region of Australia, although interestingly we have no native species. Most flower through the warm months, but some are winter flowering, so you can have salvias in bloom all year. Salvias include some important edibles such as sage (*S. officinalis*) and chia (*S. hispanica*) and many have aromatic foliage. They're rapid growers that benefit from annual pruning to keep them bushy and fresh. Use salvias in massed plantings or mixed with lavenders, roses or even ornamental grasses. For hot dry areas, look for the 'Heatwave' and 'Mirage' series, available in a wide range of colours, and in the sub-tropics try pineapple sage (*S. elegans*) with edible red flowers, *S.* 'Black and Blue' and the Wishes series.

salvias

tried and true

These four popular varieties represent part of the wide range available, and are tried and true performers.



Salvia 'Love and Wishes'



Salvia 'Velour White'



Salvia 'Hotlips'



Salvia 'Limelight'

Tips for Spring

Text by Lyndi Garnett

- Time to cut back all small leaf Salvias to a good green bud. They should be showing new growth at the base of stems. Clean out dead and twiggy growth, feed and mulch well.
- Don't touch the tall winter flowering Salvias until September onwards.
- Be wary of Spring Frosts
- Mulch and begin feeding herbaceous perennials
- Cover herbaceous and tender plants with wire cloches to protect from rabbits.
- Keep labels with plants – bury in mulch.



Do You Have...?

Lyndi is looking for salvias that are missing from our collection. She requests that anyone who has any of the Salvias listed below growing in their own gardens, or who has access to them, contact her on telephone, 03 9803 4834, or email, lgarnett844@gmail.com.

- Salvia nubicola*
- Salvia interrupta*
- Salvia glabrescens (purple)*
- Salvia omeiana*
- Salvia sprucei*
- Salvia 'Baby Doll'*
- Salvia 'Partytime'*
- Salvia clinopodioides*

With our members' help, we look forward to welcoming any, or all of these, back to our Nobelius Display Garden and our selling tables.

Thanking you, in anticipation!

Be Alert – Two Old Favourites Renamed

Text and Photos by Lyndi Garnett

This is what I found whilst out and about in Bunnings. Two Salvias have had a fancy name added. *S. muelleri* 'Royal Purple' and *S. melissodora* 'Bubblegum'.

These ARE NOT new Salvias, they are just plain old *S. muelleri* and *S. melissodora* with another name added.

The good news is that neither of these plants have PBA status, so can be propagated, which is good news as *S. melissodora* is notoriously difficult to propagate. The other plus is that these two Salvias are now commercially available, so if members are wanting either of these Salvias, they can order them from their local Nursery.



Salvia 'Royal Purple' aka *Salvia muelleri*



Salvia muelleri 'Royal Purple'



Salvia 'Bubble Gum' aka *Salvia melissodora*



Salvia melissodora 'Grape Bubblegum'



The Value of Salvia Study Group Membership

Text by Laurie Norman

The membership period for the Victorian Salvia Study Group is from 1st September to 30th August the next year. That time is drawing near. So, what is the value of being a member?

- **Subscription to the *Salvia News*:** this publication can be received either as a hard copy or an on-line copy. This publication is usually about 20 pages, full of valuable information including a Calendar of Events, various Salvia articles from members and Salvia enthusiasts, reviews of garden visits undertaken by group members, tips for managing salvias and what's happening in each season.
- **Organized Salvia Activities:** e.g. propagating days (how to propagate and identify Salvias), organized garden visits to interesting members' salvia gardens, working bees at the Nobelius Heritage Park Salvia Garden to learn about and identify Salvias and meet up with very knowledgeable Salvia Study Group members and enthusiasts.
- **Identification of Your Salvias:** Salvia Study Group members are a valuable resource for identifying your plant. To have your plant identified, you can attend one of the workshops or send a photo to Lyndi who will know which Salvia it is.
- **Notification of Valuable Garden Festivals and Sale Days:** throughout the year, in the *Salvia News* Calendar of Events, you will be notified of what garden events and sale days are being held. A great chance to get a bargain and to meet people with the same interest.

Your membership is only \$30 for a printed copy of the *Salvia News* or \$25 for an on-line copy. It is published 4 times per year in Spring, Summer, Autumn and Winter.

We hope you enjoy reading the variety of different articles in each issue. You are most welcome to contribute an article for the *Salvia News* at any time about your garden, which salvias grow well in your garden, or a visit you have made to someone else's garden.

The group's new website www.salvias.org.au is a great resource, featuring a huge array of Salvia photos for plant identification, notes on pruning and propagation as well as a listing of new Salvias that have become available and, of course, our Calendar of Events where you can find our next selling event, garden visit or working bee.

We also have a Facebook Page at www.facebook.com/Victorian-Salvia-Study-Group-102016005747121/

Please don't hesitate to contact me if you require any assistance or further information on membership.

My name is Laurie Norman – Victorian Salvia Study Group Membership Officer.

Contact details:

Phone: 0419509592

Email: laurienorman@bigpond.com
lnorman@farmadvisoryservice.com

Happy gardening.

Vale, Trudi Fry

Trudi Fry, founding VSSG member and founding editor of the Salvia News passed away peacefully in Queensland on 20 May 2025. There will be a memorial service for Trudi from 11am - 1pm on Thursday 20 November 2025 at Emerald RSL, 3 Memorial Ave, Emerald. If you would like to attend, please RSVP Andrew Fry, Trudi's son, at andrew.r.fry@gmail.com

I met Trudi at the first meeting of the Salvia Study Group (it wasn't known as such then, we were all part of the Herb society). Trudi was wonderful, a big smile, very welcoming, sharing her house with eight strangers around her big dining room table. Being part of the Herb Society, I had to wonder who this person was as I hadn't seen or heard of her, but Ray Boatman knew her very well, so here was another wonderful herby to get to know.

After we had formed the Salvia Group (that's what we called ourselves at that time), it wasn't long before Trudi was taking us on a tour through her wonderful garden, showing us her Salvias and what we called Trudi's *aureas* as she grew the most magnificent bushes of these tough and hardy plants. She showed us the difference between all of those she thought were different. When we wanted cuttings of *S. aurea*, we went up to Trudi's garden for good cutting material. Whenever you went to Trudi's garden you always went home with bags full, an arm full of bits and pieces from her garden. Trudi was always very generous with her garden. She held the view that plants had to be shared otherwise they may be lost – how true that is.

I always remember the first time we were invited to hold a stall at the Pakenham Spring Fair; our stall

was in the centre of the room and Trudi brought this magnificent vase of Salvias, including her *Salvia aurea*, and many other Salvias that were flowering at the time. Everyone who came in through the door were fascinated by these terracotta flowers. No one had ever seen anything like it before. "What were these flowers?" "Where did they come from?" and "Where can we get some?" Trudi was in her element talking to everyone about her vase of flowers and about Salvias. She found a chair and held court, talking to all these strangers, although she called them garden lovers, Trudi thoroughly loved the attention and experience. We were left running around trying to find all these plants.

Thanks to Trudi, we began to bring tall vases of flowers to Salvia Events as one way of showing what Salvias are flowering now and grabbing the attention of the public into buying a plant or two. Jillian had continued that idea and now the idea has morphed into many vases of Salvia flowers on a display table (I don't have the skill to arrange flowers).

Trudi was a lovely person, always welcoming with a big smile, always sharing her knowledge about Salvias and gardening in general. A lovely person to have crossed my path.

Lyndi Garnett

Vale: Trudi Fry – A gorgeous lady, fabulous artist, caring, kind and happy person. My mother and I first met Trudi when we went to our very first outing with the Salvia Study Group to Roraima Nursery in Lara (near Geelong) on 15th August, 2010. This was the start of many years of wonderful chats, memories and visiting gardens. Trudi was also a very generous person who I remember let everyone at her farewell luncheon at her home when she was moving interstate, pick an item of her artwork/pots in her garden. I treasure this item that is in my garden and every time I walk past it, smile and fondly remember her.

Heather Lucas



Trudi and Lyndi at Roraima Nursery Visit, August, 2010

I first met Trudi during the late 1960's, when she lived in Beaumaris, the next-door neighbour of a close friend. At that time, Trudi was well-known and admired in the pottery world for her extraordinary skills in throwing huge pots on the wheel, and her unusual, large, hand-built pieces. I remember many, happy visits to her pottery studio, viewing her latest successes as well as the pots that Trudi deemed to be worthy only as seconds. I became the proud owner of some of those seconds, some of which still grace my garden today. I lost touch with Trudi when she shifted from Beaumaris to Selby, and it wasn't until I joined the VSSG in 2013 that I became aware that Trudi had another love – salvias. (What a combination for any garden, beautiful salvias and Trudi's remarkable pottery pieces!) By then, Trudi had retired from active duty with the VSSG but her name came up from time to time, and it was obvious she had been a great contributor to VSSG activities. A few years later, I was really pleased to catch up with Trudi at her VSSG farewell lunch, shortly before she relocated to Queensland. Trudi was a wonderful storyteller and, at that lunch, her entertaining stories about her life experiences in both the pottery and salvia worlds were greatly enjoyed by all of us lucky to be present.

Andreina Chinn

Elaine Brown's Garden Visit

Text and Photos by Lyndi Garnett

A wonderful garden visit was had when we went down to Dromana to Elaine Brown. A lovely lady of 90yrs young who loves her garden. No matter the weather, she is out in her garden every day overseeing what needs doing in the garden. As we cradled our cups, we stood to take in the breathtaking scene of the bay from her verandah – a magnificent view.

Elaine's garden has been built up and changed over the years, but contains a full gamut of what can be contained in a garden, from a small orchard at the back of a shed with most trees being espaliered (a wonderful idea that doesn't take up much room that shelters a pathway). Among her trees was a local variety of Avocado with a magnificent crop of hanging fruit, which the possums were enjoying. With all the stone pips all over the path!

At the moment, Elaine is passionate about Mosaics, creating some lovely small mosaic plaques for her bees – situated in an old cubby house, and mosaic stands for quirky teapots –

a very talented lady. The chooks were happy scratching in the straw and while the wind carried on above our heads, we enjoyed wandering around the garden in the sunshine. In the middle of the lawn was an old Eucalypt that had died, but its branches were handy for carrying the load of HUGE baskets of ferns and orchids, that had continued to expand – what to do? Hang them from these bleached gnarly branches. All beds were so well planted with either screening shrubs to give shelter and wonderful fern and shade gardens in the foreground, to beds of Bromeliads in dry shade beneath her verandah.

The rear garden is not large as the house was built into the side of a hill, but whatever space there was is now filled with a wonderful array of large palms, banana trees, ferns and huge bromeliads. Of course this shelters the 2nd storey very well, allowing us to enjoy the rest of the garden with it's flowering dahlias, banksias, salvias and lots of roses. Certainly, a gorgeous garden to visit with many delights and precious gems at every turn.



Tree Dahlia



Palm garden at rear



Overlooking the sea



Elaine's garden



Another part of Elaine's garden

When on her European trip in September 2024, Lyndi visited Horncastle Church in England where she spied some exhibits with an Australian connection.



Historic plaque of Joseph Banks in Horncastle Church



Australian flag, plaque and model ship of the Mayflower in Horncastle Church



Joseph Banks plaque in Horncastle Church

BIRCHWOOD NEAR BENALLA

OPEN GARDEN

November Sat. 01 & Sun. 02 10:00-5:00
 653 ODea Rd. Molyullah birchwoodnearbenalla.com.au
\$10 Entry 18 yrs & under free.
Salvias, Iris, Peonies, Spring Bulbs & More

Lunch, Morning & Afternoon Teas
 • Plant Sales. • Crafts
 • Jack's Rustic Garden Art.
 • Margie's Mosaics & Glass.
 • Dried Botanicals- Memories in bloom.
 • Cathy Planta: Art Exhibition.

Parking. No wheelchair access. No dogs
 Toilets. Bus groups can prepay to ease entry.

Phone: 04990 85800
 FB: Birchwood Near Benalla
 Insta: [birchwood.near.benalla](https://www.instagram.com/birchwood.near.benalla)
juliecampbellceci@gmail.com

**ALL PROCEEDS SUPPORT
 CANCER COUNCIL VICTORIA
 BENALLA HOSPITAL &
 WANGARATTA HOSPITAL**



BENALLATRAVEL


 The Bakery since 1929



WHAT'S HAPPENING THIS SPRING

2025

SEPTEMBER – SUN 21ST

Visit Nicky Martin's Beautiful Garden – 5 Amesbury Rd, Mt Eliza – 11am

This is a beautiful garden on the Mornington Peninsular, a lovely place to wander around. Pathways along a dry seascape, beautiful lawns with incredible views, lovely perennial gardens, Salvias included. Wind your way through to find a tennis court, a veggie patch and a lot of other surprises.

Meet outside at 11am. Parking along the street, careful of the deep gutter on one side. Come and have a cuppa and wander around, getting lost along the pathways. Bring a plate to share for lunch and a chair
Contact Lyndi if coming Ph 9803 4534.



CONTACT LYNDI

Email: lgarnett844@gmail.com | Ph (03) 9803 4534

OCTOBER – SAT 4TH - SUN 5TH

Bolobek Garden Fair – Bolobek: 370 Mt Macedon Rd, Macedon – 10-4pm

See our new Spring Salvias with lots of colour. Come and find those frost hardy Salvias, those tough hardy Salvias for hot dry positions.

Tall screening Salvias for sun and shade, plants to fill those blank spaces. Hedging plants and lots more. See our table of vases of flowers and choose something that takes your fancy. Email your wish list NOW, don't miss out. Pick up on the day. Bring plants to be identified.



OCTOBER – SUN 19TH

Visit Terry Ashton's gorgeous Garden – 2 Lily Street, Glen Waverley

This is a gorgeous cottage garden filled to the brim with beautiful plants set out thoughtfully. See Terry's Roses, Salvias, her stand of trees and veggie garden.

A perfect spring garden to lift the spirits – Roses, Salvias and other perennials, all beautifully grouped.

Tea/ coffee will be provided. Bring a plate for lunch to share and a chair. Phone Lyndi if coming.



NOVEMBER – SAT 4TH - SUN 5TH

Yarra Valley Spring Plant Fair – 125 Quayle Rd, Wandin – 9am-4pm

We will have our Spring Collection of Salvias ready for sale. A wonderful array of Spring colours, with oranges, pretty pinks, yellows, blues and purples and everything in between.

Salvias for all aspects of the garden, those for a sunny area, shady nooks, tough and hardy Salvias for frosty spots. Lots of tall Salvias for screening, hedging salvias and those little ones to brighten up the garden.

Salvia books and cards will be for sale. Place orders early, don't miss out. Email your wish list, these can be put away to pick up on the day. Bring Salvia flowers and plants to be identified.



(continued over...)

What's Happening This Spring (cont...)

NOVEMBER – SUN 16TH

Annual Salvia Sale – Salvia Display Garden, Nobelius Heritage Park, Emerald, beneath the Packing Shed, below the Puffing Billy Line – 10am until sold out

Lots of Salvias, all shapes and sizes and colours. Be early, as the plants just walk off the tables. Visit the Garden earlier, gather plant names while you wander, place an order to pick up on the day. Salvia books will be available to purchase. Phone or email Lyndi with queries.



NOVEMBER – SUN 30TH

Helen Smith's Garden Visit – 286 Mahars (Mahers) Rd, Bungaree – 11am

This is a beautiful garden full of interesting plants. Although fairly young, Helen has managed to fill her garden with a huge array of plants that are hardy, tough and full of colour.

Please contact Lyndi if coming. Ph 98034534. Only courteous to let Helen know numbers of people likely to come. Bring a plate to share and a chair and your camera for some beautiful shots.

DECEMBER – SUN 7TH

Helen Smith's Garden Visit – 36-38 'The Eryie', Eaglemont – 11am, AGM at 12 noon

Come and wander around Jane's garden, enjoy the wonderful views, not forgetting to visit the plant treasure table for swapping and plant donations for others.

Admire Jane's beautiful historical Federation style home. Then inside, admire Jane's artwork, the views from the windows, her concert room for our AGM, all while sipping a cuppa.

After the AGM, we can indulge in our Christmas feast and wander around the garden again, thanking Jane for her kind hospitality

Phone: Jane Crone – 0409571675 if you are coming.



Jane's karwinskii

The Victorian Salvia Study Group Inc.

MEMBERSHIP RENEWAL

Have you recently changed your email address, your landline or your mobile phone number.

Are all the details the same? If you have changed your details, please contact Laurie Norman, to update our data base. See details below

Name :

Address :

Suburb/ Town: State: Postcode:

Phone : Email.....

Membership includes Salvia News Annual Subscription 1 year (4 issues)

Hard copy posted \$30.00

On line \$25.00

Payment Details: Fill in the form and send to Membership Officer

Laurie Norman:
Membership / Subscription Officer
Victorian Salvia Study Group Inc
185 Findlays Rd,
Learmonth , Vic. 3352

Ph. (03)0419509592 Email: laurienorman@bigpond.com

1. Cheque / Money Order, payable to Victorian Salvia Study Group Inc.

2. Direct Deposit : Bendigo Bank , BSB 633-000 : A/c No: 116846122
Acc. Name: Victorian Salvia Study Group Inc.

3. PayPal: online.- <https://paypal.me/SalviaVSSG> Website : [www salvias.org.au](http://www.salvias.org.au)

Surname & Initial (admin purposes only)

A form must be completed with all types of payment and sent to the membership officer.

The Victorian Salvia Study Group. Inc

NEW MEMBERSHIP

Membership includes Salvia News Annual Subscription

(NOT FOR RENEWALS)

Any queries, phone Laurie Norman – see details below

Name:

Address:

Suburb/ Town: State: Postcode:

Phone: Email

Membership includes Salvia News Annual Subscription 1 year (4 issues)

Hard copy posted \$30.00 Online \$25.00

Subscribe for a Friend

Name:

Address:

Suburb/ Town: State: Postcode:

Phone: Email

Payment Details: Fill in the form and send to Membership Officer

Laurie Norman, Membership Officer

Victorian Salvia Study Group Inc.

185 Findlays Rd,

Learmonth Vic. 3352

Ph. (03) 0419 509 592 Email: laurienorman@bigpond.com

Cheque / Money Order (payable to Victorian Salvia Study Group Inc.)

Direct Deposit:

BSB: 633-000 A/c No: 116846122 Acc. Name: Victorian Salvia Study Group Inc.

PayPal: online – vssginc1@tpg.com.au Website: www.salvias.org.au

Surname & Initial (admin purposes only) please

A form must be completed with all types of payment and sent to the Membership Officer

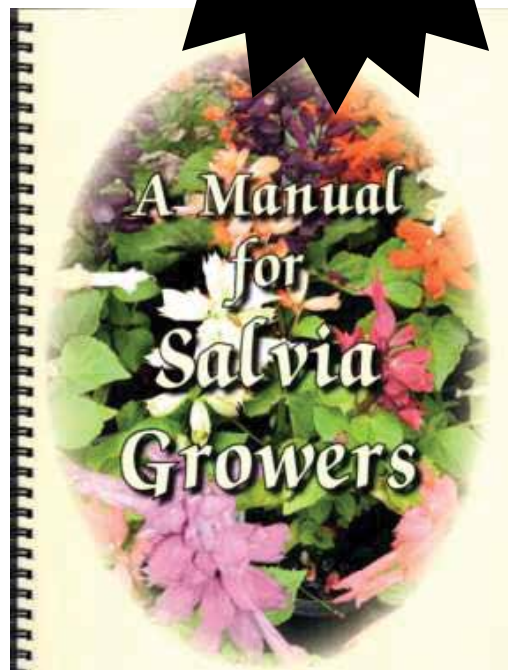
A MANUAL FOR SALVIA GROWERS

by Meg Bentley

There are now approximately
370 Species and Cultivars represented,
202 Photographs, Illustrations and Index

Contents include:

- Botany of Salvia
- Characteristics of Leaves
- Salvia microphylla & greggii differences
- Salvia karwinskii and cultivars
- Purple Majesty and Black Knight
- Salvia Maintenance
- Hardy Salvias and Shade Lovers
- Containers/Hanging Baskets/Hedges
- As an Accent in the Garden
- Propagating and Pruning
- Colourful Tints of Stressed Leaves
- Pests and Disease
- Where to see Salvias
- Cultivation Notes and Name Changes



Quantity	Item	Price per item	Postage per item	Total
	A Manual for Salvia Growers by Meg Bentley	\$30.00	\$10.00	\$ _____
			(Australian postage only)	

- Cheque/Money Order (payable to Victorian Salvia Study Group Inc.)
- Direct Deposit: BSB: 633-000 Account No: 116846122 Account Name: Victorian Salvia Study Group Inc.
- PayPal: <https://www.paypal.com/au/webapps/mpp/send-money-online> (pay to: vssginc1@tpg.com.au)

Name: _____

Address: _____

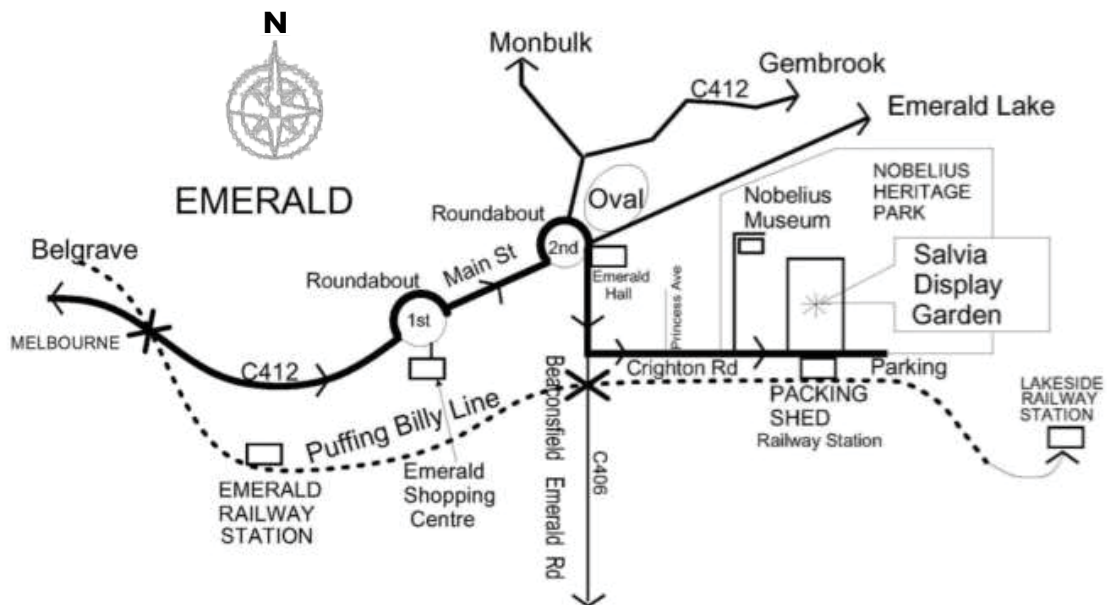
Suburb/Town: _____ State: _____ Postcode: _____

Phone number: _____ Email: _____

Please return completed forms together with payment/proof of payment to:
tinegrimston@gmail.com

Victorian Salvia Study Group Inc
c/- Lyndi Garnett
844 Highbury Road
Glen Waverley Vic 3150

DIRECTIONS TO THE SALVIA DISPLAY GARDEN



ISSN 2208-1089 (Online)

Salvia News is printed by
Eureka Printing
702 High Street Road, Glen Waverley Vic 3150